

# SORRENTO OUTDOOR BENCH

Seating » Benches



Collection: **Sorrento**


Designed by: **Botton + Gardiner**

# SORRENTO OUTDOOR BENCH

Seating » Benches



Duraslat™ XG Ravine



Duraslat™ XG Cave




Duraslat™ XG Alcove



Duraslat™ XG  
Boulder



Duraslat™ XG Dune




Core Powder-Coat  
White Satin

Core Powder-Coat  
Black Satin




Core Powder-Coat  
Charcoal Satin



Core Powder-Coat  
Palladium Silver Satin



Core Powder-Coat  
Matt Black Matt




Core Powder-Coat  
Pearl White Gloss


Solid Powder-Coat  
Coffee Satin



Solid Powder-Coat  
Cove Satin




Solid Powder-Coat  
Monument Matt



Solid Powder-Coat  
Medium Bronze  
Kinetic Flat




Textured Powder-  
Coat Core Ten  
Textured Metallic



Textured Powder-  
Coat Asteroid  
Textured Metallic




Textured Powder-  
Coat Bass Textured  
Metallic




Textured Powder-  
Coat Textura Black




Textured Powder-  
Coat Textura  
Monument



Textured Powder-  
Coat Textura White




Signature Powder-  
Coat Deep Ocean  
Satin



Signature Powder-  
Coat Wedgewood  
Satin



Signature Powder-  
Coat Mangrove Satin



Signature Powder-  
Coat Territory Red  
Satin

# SORRENTO OUTDOOR BENCH

Seating » Benches



Signature Powder-Coat Claypot Satin



Signature Powder-Coat Paperbark Satin



Bold Powder-Coat Bondi Blue Gloss



Bold Powder-Coat Leaf Satin



Bold Powder-Coat Sensation Gloss



Bold Powder-Coat Lobster Satin



Bold Powder-Coat Moonlight Satin

# SORRENTO OUTDOOR BENCH

Seating » Benches



Modular bench seating with contrasting finishes and folded forms. Battens in 5 Duraslat™ XG colours and aluminium frame in 27 powder-coat finishes.

Description	Inspired by the Italian love of modern design, the Sorrento bench is as much at home in the public spaces of Chicago as it is on boardwalks of the Mediterranean. The contrasting finishes, folded forms, and modular bench design combine to create public spaces that draw the eye and challenge the status quo. Finishes include battens in 5 Duraslat™ XG colours and an aluminium frame in 27 powder-coat finishes.
Made In	Australia
Dimensions	1800mmW x 650mmD x 445mmH
Batten Type	Duraslat™ XG Ravine, Cave, Alcove, Boulder, Dune
Frame	Powder-coated aluminium

# SORRENTO OUTDOOR BENCH

Seating » Benches

Powder Coat	<div>Core</div> <div>White (satin), Black (satin), Charcoal (satin), Palladium Silver (satin), Matt Black (matt), Pearl White (gloss)</div> <div>Solid</div> <div>Coffee (satin), Cove (satin), Monument (matt), Medium Bronze Kinetic (flat)</div> <div>Textured</div> <div>Core Ten (textured metallic), Asteroid (textured metallic), Bass (textured metallic), Textura Black (textured), Textura Monument (textured), Textura White (textured)</div> <div>Signature</div> <div>Deep Ocean (satin), Wedgewood (satin), Mangrove (satin), Territory Red (matt), Claypot (satin), Paperbark (satin)</div> <div>Bold</div> <div>Bondi Blue (gloss), Leaf (satin), Sensation (gloss), Lobster (satin), Moonlight (satin)</div>
Sustainability	<div>Recycled Materials</div> <div>We locally source our aluminium. It means we know it uses recycled content and is 100% recyclable.</div> <div>Duraslat™ XG is made from 90% of recycled hardwood fibres and reclaimed plastic materials, which reduces demand for virgin materials.</div> <div>Low Pollutants</div> <div>Our powder-coating process doesn't emit Volatile Organic Compounds (VOCs) and has Environmental Product Declarations (EPDs).</div>
Warranty	5-year warranty. View the <a href="#">warranty</a> for more details.
Lead Time	6-8 weeks
Assembly & Delivery	Shipped fully assembled on pallets.
Fixing Detail	Surface fixed by others. Anchors not included.
How to Specify	<div>Select your batten finish</div> <div>Select your frame finish</div>



# SORRENTO OUTDOOR BENCH

Seating » Benches

---

## Care Instructions

### Duraslat™ XG

Simply wash down occasionally. Do not use high pressure cleaners.

### Powder-Coat

Carefully remove any loose surface deposits with a wet sponge or soft bristled brush.

Use a soft (non-abrasive) cloth or brush and a diluted solution of mild detergent and warm water.

Ensure surfaces are thoroughly rinsed with clean fresh water after cleaning to remove all residues.

Never use thinners, abrasive cleaning agents, alcohol-based, acid or alkali cleaning agents.

---