

# BRIGHTON BIN

Bins » Bin Housings



Designed by: **Botton + Gardiner**

# BRIGHTON BIN


Bins » Bin Housings



Stainless Steel Satin Finish



Core Powder-Coat White Satin



Core Powder-Coat Black Satin



Core Powder-Coat Charcoal Satin




Core Powder-Coat Palladium Silver Satin




Core Powder-Coat Matt Black Matt




Core Powder-Coat Pearl White Gloss



Solid Powder-Coat Coffee Satin




Solid Powder-Coat Cove Satin




Solid Powder-Coat Monument Matt




Solid Powder-Coat Medium Bronze Kinetic Flat



Textured Powder-Coat Core Ten Textured Metallic



Textured Powder-Coat Asteroid Textured Metallic



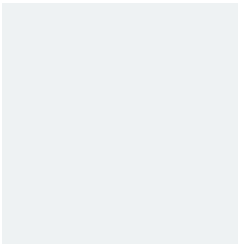
Textured Powder-Coat Bass Textured Metallic




Textured Powder-Coat Textura Black




Textured Powder-Coat Textura Monument



Textured Powder-Coat Textura White



Signature Powder-Coat Deep Ocean Satin




Signature Powder-Coat Wedgewood Satin



Signature Powder-Coat Mangrove Satin



Signature Powder-Coat Territory Red Satin



Signature Powder-Coat Claypot Satin



Signature Powder-Coat Paperbark Satin



Bold Powder-Coat Bondi Blue Gloss



Bold Powder-Coat Leaf Satin

# BRIGHTON BIN

Bins » Bin Housings


---



Bold Powder-Coat  
Sensation Gloss



Bold Powder-Coat  
Lobster Satin



Bold Powder-Coat  
Moonlight Satin

# BRIGHTON BIN

Bins » Bin Housings



Detailed single, double litter bin housings with a hood for outdoor use. Panels featuring a cut-out design in 27 powder-coat finishes.

**Description**      The detailed design of the Brighton litter bin housing mirrors its functional nature. The exposed steel frame, external hinges and compression lock offer effortless access, while matching panels maximise the 360° visual impact that make it ideal for streetscapes, parks or campuses. Available in single and double capacities. Finishes include a cut-out design in 27 powder-coat finishes.

**Made In**      Australia

# BRIGHTON BIN

Bins » Bin Housings

|            |   |
|------------|---|
| Dimensions | <div><div><u>120L</u><br/>Single<br/>605mmW x 640mmD x 1200mmH</div><div>Double<br/>1175mmW x 640mmD x 1200mmH<br/>Hood opening: 185mmH<br/>Recycling limiter: 120mm DIA</div><div><u>240L</u><br/>Single<br/>740mmW x 820mmD x 1370mmH</div><div>Double<br/>1450mmW x 820mmD x 1370mmH<br/>Hood opening: 185mmH<br/>Recycling limiter: 120mm DIA</div></div> |
| Capacity   | <div><div>120L<br/>Single<br/>1 x 120L wheelie bin</div><div>Double<br/>2 x 120L wheelie bins</div><div>240L<br/>Single<br/>1 x 240L wheelie bin</div><div>Double<br/>2 x 240L wheelie bins</div><div>Wheelie bin not included - available on request.</div></div>  |
| Frame      | Powder-coated, zinc-primed steel  |

# BRIGHTON BIN

Bins » Bin Housings

|             |   |
|-------------|---|
| Powder Coat | <div>Core</div> <div>White (satin), Black (satin), Charcoal (satin), Palladium Silver (satin), Matt Black (matt), Pearl White (gloss)</div> <div>Solid</div> <div>Coffee (satin), Cove (satin), Monument (matt), Medium Bronze Kinetic (flat)</div> <div>Textured</div> <div>Core Ten (textured metallic), Asteroid (textured metallic), Bass (textured metallic), Textura Black (textured), Textura Monument (textured), Textura White (textured)</div> <div>Signature</div> <div>Deep Ocean (satin), Wedgewood (satin), Mangrove (satin), Territory Red (matt), Claypot (satin), Paperbark (satin)</div> <div>Bold</div> <div>Bondi Blue (gloss), Leaf (satin), Sensation (gloss), Lobster (satin), Moonlight (satin)</div> |
|-------------|---|

|         |   |
|---------|---|
| Signage | <div>Standard vinyl decal signage for the door and back panel of all sizes.</div> <div>Optional additional arched vinyl decals for side panels are available.</div> <div>Customise your vinyl signage to represent your brand colours or waste management system.</div> |
|---------|---|

|          |   |
|----------|---|
| Finishes | <div>Hood</div> <div>Powder-coated rolled aluminium</div> <div>Frame</div> <div>Stainless steel, satin polished</div> <div>Feature Panels</div> <div>Perforated, powder-coated galvanised steel with Line cut-out design</div> <div>Powder-Coat Colours</div> <div>Select from the standard range or custom specify a colour</div> <div>Fittings</div> <div>Compression lock prevents door rattling</div> |
|----------|---|

|                |   |
|----------------|---|
| Sustainability | <div>Recycled Materials</div> <div>We locally source our steel and aluminium. It means we know it uses recycled content and is 100% recyclable.</div> <div>Low Pollutants</div> <div>Our powder-coating process doesn't emit Volatile Organic Compounds (VOCs) and has Environmental Product Declarations (EPDs).</div> |
|----------------|---|

# BRIGHTON BIN

Bins » Bin Housings

|                     |  |
|---------------------|--|
| Warranty            | 5-year warranty. View the <a href="#">warranty</a> for more details.   |
| Lead Time           | 2-4 weeks.   |
| Assembly & Delivery | Shipped fully assembled on pallets.  |
| Fixing Detail       | Surface fixed by others. Anchors not included.   |
| How to Specify      | Select your size - single or double<br>Select your capacity - 120 or 240L<br>Select your panel powder-coat colour<br>Select your hood designs - open or with recycling limiter<br>Select your hood powder-coat colour  |
| Care Instructions   | <p>Powder-Coat<br/>Carefully remove any loose surface deposits with a wet sponge or soft bristled brush.</p> <p>Use a soft (non-abrasive) cloth or brush and a diluted solution of mild detergent and warm water.</p> <p>Ensure surfaces are thoroughly rinsed with clean fresh water after cleaning to remove all residues.</p> <p>Never use thinners, abrasive cleaning agents, alcohol-based, acid or alkali cleaning agents.</p>                                       |
| Customisable        | <p>The Brighton bin housing is locally made and customisable to suit your requirements.</p> <p>Opt to add the attention grabbing bold yellow and red powder-coats to your hoods.</p> <p>Opt to add the recycling limiter hood to limit waste entering the recycling channel for more efficient collection.</p>   |
| Additional Comments | <p>The double capacity is ideal for splitting your waste streams and managing recycling easily at the source.</p> <p>Easily understood and visible vinyl signage on the door and back bin panels for efficient waste sorting at point of collection.</p> <p>Compression lock tightens with a turn of the key and prevents rattling noise for peaceful streets.</p> <p>Heavy duty butt hinges will keep your doors level and issue free throughout the life of the bin.</p> |