

# BELLERIVE BIN

Bins » Bin Housings



Designed by: **Botton + Gardiner**

# BELLERIVE BIN

Bins » Bin Housings




Hardwood Blackbutt  
UV-Resistant Oil




Hardwood Spotted  
Gum UV-Resistant  
Oil




Hardwood Merbau  
UV-Resistant Oil




Hardwood Mixed Red  
UV-Resistant Oil Pine




Hardwood Mixed Red  
UV-Resistant Oil  
Mahogany




Hardwood Mixed Red  
UV-Resistant Oil  
Ebony




Core Powder-Coat  
Black Satin



Core Powder-Coat  
Charcoal Satin




Core Powder-Coat  
Palladium Silver Satin



Core Powder-Coat  
Matt Black Matt




Solid Powder-Coat  
Coffee Satin




Solid Powder-Coat  
Cove Satin



Solid Powder-Coat  
Monument Matt



Solid Powder-Coat  
Medium Bronze  
Kinetic Flat




Textured Powder-  
Coat Core Ten  
Textured Metallic



Textured Powder-  
Coat Asteroid  
Textured Metallic



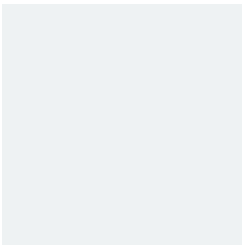
Textured Powder-  
Coat Bass Textured  
Metallic



Textured Powder-  
Coat Textura Black




Textured Powder-  
Coat Textura



Textured Powder-  
Coat Textura White



Signature Powder-  
Coat Deep Ocean











Signature Powder-  
Coat Wedgewood



Signature Powder-  
Coat Mangrove Satin

# BELLERIVE BIN

Bins » Bin Housings

Monument		Satin		Satin	
					
Signature Powder-Coat Territory Red Satin	Signature Powder-Coat Claypot Satin	Signature Powder-Coat Paperbark Satin	Bold Powder-Coat Bondi Blue Gloss	Bold Powder-Coat Leaf Satin	
					
Bold Powder-Coat Sensation Gloss	Bold Powder-Coat Lobster Satin	Bold Powder-Coat Moonlight Satin			



# BELLERIVE BIN

Bins » Bin Housings



Detailed single, double bin housings with a hood for outdoor use. Panels on all 4 sides feature hardwood battens in 5 colour options.

**Description**                      The detailed design of the Bellerive bin housing mirrors its functional nature. The exposed steel frame, external hinges and compression lock offer effortless access, while matching panels maximise the 360° visual impact that make it ideal for streetscapes, parks or campuses. Available in single and double capacities, Bellerive bin housing features hardwood battens on all 4 sides in 5 colour options, a stainless steel frame and an aluminium hood in 27 powder-coat colours.

**Made In**                              Australia

**Dimensions**                      120L  
Single  
585mmW x 660mmD x 1190mmH  
  
Double  
1165mmW x 660mmD x 1190mmH  
  
240L  
Single  
685mmW x 835mmD x 1295mmH  
  
Double  
450mmW x 820mmD x 1370mmH

# BELLERIVE BIN

Bins » Bin Housings

Capacity	<div><div><u>120L</u></div><div>Single</div><div>1 x 120L wheelie bin</div></div> <div><div>Double</div><div>2 x 120L wheelie bins</div></div> <div><div><u>240</u></div><div>Single</div><div>1 x 240L wheelie bin</div></div> <div><div>Double</div><div>2 x 240L wheelie bins</div></div> <div>Wheelie bin not included - available on request.</div>
Batten Type	<div>Hardwood</div> <div>Blackbutt, Spotted Gum, Mixed Red - Clear, Mahogany, Ebony Oil</div>
Frame	<div>Stainless steel frame</div>
Powder Coat	<div><div>Core</div><div>White (satin), Black (satin), Charcoal (satin), Palladium Silver (satin), Matt Black (matt), Pearl White (gloss)</div></div> <div><div>Solid</div><div>Coffee (satin), Cove (satin), Monument (matt), Medium Bronze Kinetic (flat)</div></div> <div><div>Textured</div><div>Core Ten (textured metallic), Asteroid (textured metallic), Bass (textured metallic), Textura Black (textured), Textura Monument (textured), Textura White (textured)</div></div> <div><div>Signature</div><div>Deep Ocean (satin), Wedgewood (satin), Mangrove (satin), Territory Red (matt), Claypot (satin), Paperbark (satin)</div></div> <div><div>Bold</div><div>Bondi Blue (gloss), Leaf (satin), Sensation (gloss), Lobster (satin), Moonlight (satin)</div></div>
Signage	<div>Standard vinyl decal signage for the door and back panel of all sizes.</div> <div>Optional additional arched vinyl decals for side panels are available.</div> <div>Customise your vinyl signage to represent your brand colours or waste management system.</div>

# BELLERIVE BIN

Bins » Bin Housings

Finishes	<div><div><u>Frame</u></div><div>Stainless steel</div></div> <div><div><u>Hood</u></div><div>Powder-coated aluminium</div></div> <div><div><u>Front, Back + Side Panels (4 Sides)</u></div><div>Hardwood</div><div>Blackbutt, Spotted Gum, Mixed Red - Pine, Mahogany, Ebony Oil</div></div> <div><div><u>Fittings</u></div><div>Compression lock prevents door rattling</div></div>
Sustainability	<div><div>Certified Hardwood</div><div>All hardwood is sourced from sustainable forests certified by the Program for the Endorsement of Forest Certification (PEFC), the world's largest forestry certification system.</div></div> <div><div>Recycled Materials</div><div>We locally source our steel and aluminium. It means we know it uses recycled content and is 100% recyclable.</div></div> <div><div>Low Pollutants</div><div>Our powder-coating process doesn't emit Volatile Organic Compounds (VOCs) and has Environmental Product Declarations (EPDs).</div></div>
Warranty	5-year warranty. View the <a href="#">warranty</a> for more details.
Lead Time	4-6 weeks
Assembly & Delivery	Shipped fully assembled on pallets.
Fixing Detail	Surface fixed by others. Anchors not included.
How to Specify	<div>Select your size - single or double</div> <div>Select your capacity - 120 or 240L</div> <div>Select your hardwood batten colour for the panels on all 4 sides</div> <div>Select your hood powder-coat colour</div> <div>Select any optional extras - recycling limiter</div>

# BELLERIVE BIN

Bins » Bin Housings

---

## Care Instructions

### Hardwood

#### Cleaning

Remove any loose surface deposits with a soft bristled brush and wipe down with fresh water and a non-abrasive cloth.

#### Oiling

Oiling of timber will postpone natural greying, repel moisture, improve mould resistance, help maintain a smooth surface texture and enhance the grain and colour.

To maintain, lightly sand rough areas of timber and brush on one coat of timber decking oil every 6 months or as required.

### Powder-Coat

#### Cleaning

Carefully remove any loose surface deposits with a wet sponge or soft bristled brush.

Use a soft (non-abrasive) cloth or brush and a diluted solution of mild detergent and warm water.

Ensure surfaces are thoroughly rinsed with clean fresh water after cleaning to remove all residues.

Never use thinners, abrasive cleaning agents, alcohol-based, acid or alkali cleaning agents.

---

## Customisable

Bellerive is locally made and customisable to your requirements.

Opt to add the attention grabbing bold yellow and red powder-coats to your hoods.

Opt to add the recycling limiter hood to limit waste entering the recycling channel for more efficient collection.

---

## Additional Comments

The double capacity splits your waste streams, managing recycling easily at the source.

Easily understood and visible vinyl signage on the door and back bin panels for efficient waste sorting at point of collection.

Compression lock tightens with a turn of the key and prevents rattling noise for peaceful streets.

Heavy duty butt hinges will keep your doors level and issue free throughout the life of the bin.

---