


LEURA BIN

Bins » Bin Housings



Designed by: **Botton + Gardiner**

LEURA BIN


Bins » Bin Housings




Stainless Steel Satin Finish



Core Powder-Coat White Satin




Core Powder-Coat Black Satin



Core Powder-Coat Charcoal Satin




Core Powder-Coat Palladium Silver Satin




Core Powder-Coat Matt Black Matt




Core Powder-Coat Pearl White Gloss



Solid Powder-Coat Coffee Satin




Solid Powder-Coat Cove Satin




Solid Powder-Coat Monument Matt



Solid Powder-Coat Medium Bronze Kinetic Flat




Textured Powder-Coat Core Ten Textured Metallic



Textured Powder-Coat Asteroid Textured Metallic



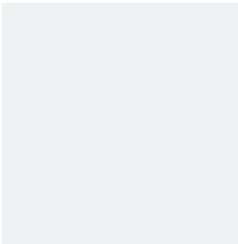
Textured Powder-Coat Bass Textured Metallic




Textured Powder-Coat Textura Black




Textured Powder-Coat Textura Monument



Textured Powder-Coat Textura White



Signature Powder-Coat Deep Ocean Satin




Signature Powder-Coat Wedgewood Satin



Signature Powder-Coat Mangrove Satin



Signature Powder-Coat Territory Red Satin



Signature Powder-Coat Claypot Satin



Signature Powder-Coat Paperbark Satin



Bold Powder-Coat Bondi Blue Gloss



Bold Powder-Coat Leaf Satin

LEURA BIN


Bins » Bin Housings



Bold Powder-Coat
Sensation Gloss



Bold Powder-Coat
Lobster Satin



Bold Powder-Coat
Moonlight Satin

LEURA BIN

Bins » Bin Housings



Detailed single, double bin housings with a hood and open sides for outdoor use. Panels featuring cut-out designs in 27 powder-coat finishes.

Description The detailed design of the Leura bin housing mirrors its functional nature. The exposed steel frame, open sides, external hinges and compression lock offer effortless access, while matching panels maximise the 360° visual impact that make it ideal for streetscapes, parks or campuses. Available in single and double capacities, Leura bin housing features cut-out designs, a stainless or powder-coated steel frame and an aluminium hood in 27 powder-coat colours.

Made In Australia

Dimensions 120L
Single
605mmW x 640mmD x 1200mmH

Double
1175mmW x 640mmD x 1200mmH

240L
Single
740mmW x 820mmD x 1370mmH

Double
1450mmW x 820mmD x 1370mmH

LEURA BIN

Bins » Bin Housings

Capacity	<div><div><u>120L</u> Single 1 x 120L wheelie bin</div><div>Double 2 x 120L wheelie bins</div><div><u>240L</u> Single 1 x 240L wheelie bin</div><div>Double 2 x 240L wheelie bins</div><div>Wheelie bin not included - available on request.</div></div>
Frame	Stainless steel, satin polished or powder-coated steel
Powder Coat	<div>Core White (satin), Black (satin), Charcoal (satin), Palladium Silver (satin), Matt Black (matt), Pearl White (gloss)</div> <div>Solid Coffee (satin), Cove (satin), Monument (matt), Medium Bronze Kinetic (flat)</div> <div>Textured Core Ten (textured metallic), Asteroid (textured metallic), Bass (textured metallic), Textura Black (textured), Textura Monument (textured), Textura White (textured)</div> <div>Signature Deep Ocean (satin), Wedgewood (satin), Mangrove (satin), Territory Red (matt), Claypot (satin), Paperbark (satin)</div> <div>Bold Bondi Blue (gloss), Leaf (satin), Sensation (gloss), Lobster (satin), Moonlight (satin)</div>
Signage	<div>Standard vinyl decal recycling or general waste or recycling signage for the door and back panel on double bins.</div> <div>Customise your vinyl signage to represent your brand colours or waste management system.</div>

LEURA BIN

Bins » Bin Housings

Finishes

Frame

Stainless steel, satin or powder-coated steel

Hood

Powder-coated aluminium

Front, Back + Side Feature Panels (4 Sides)

Perforated, powder-coated galvanised steel with Speckle, Rain or Windows cut-out design

Fittings

Compression lock prevents door rattling

Sustainability

Recycled Materials

We locally source our steel and aluminium. It means we know it uses recycled content and is 100% recyclable.

Low Pollutants

Our powder-coating process doesn't emit Volatile Organic Compounds (VOCs) and has Environmental Product Declarations (EPDs).

Warranty

5-year warranty. View the [warranty](#) for more details.

Lead Time

4-6 weeks

Assembly & Delivery

Shipped fully assembled on pallets.

Fixing Detail

Surface fixed by others. Anchors not included.

How to Specify

Select your size - single or double

Select your capacity - 120 or 240L

Select your feature panel design

Select your feature panel powder-coat colour

Select your hood powder-coat colour

Select your frame finish and powder-coat colour

LEURA BIN

Bins » Bin Housings

Care Instructions

Powder-Coat
Carefully remove any loose surface deposits with a wet sponge or soft bristled brush.

Use a soft (non-abrasive) cloth or brush and a diluted solution of mild detergent and warm water.

Ensure surfaces are thoroughly rinsed with clean fresh water after cleaning to remove all residues.

Never use thinners, abrasive cleaning agents, alcohol-based, acid or alkali cleaning agents.

Customisable

Leura is locally made and customisable to your requirements.
