

AVENUE FORM CURVED SEAT CONCAVE + ARMREST AS1428.2



Collections: **Avenue Form, Essentials**

Designed By: **Botton + Gardiner**

Applications: **Outdoor**

AVENUE FORM CURVED SEAT CONCAVE + ARMREST AS1428.2



AF Curved Seat Concave Alugrain Golden Gum Battens PC
Deep Ocean



AF Curved Seat Concave Carriage Bolts detail



AF Curved Seat Concave + Armrest AS1428.2 Armrest
Detail



AF Curved Seat Concave + Armrest AS1428.2 Armrest
Detail Side

AVENUE FORM CURVED SEAT CONCAVE + ARMREST AS1428.2



AF Curved Seat Concave + Armrest AS1428.2 Anodised
Battens PC Charcoal



AF Curved Seat Concave + Armrest AS1428.2 Alugrain
Battens Golden Gum PC Charcoal



AF Curved Seat Concave + Armrest AS1428.2 PC Moonlight



AF Curved Seat Concave + Armrest AS1428.2 PC Charcoal


AVENUE FORM CURVED SEAT CONCAVE + ARMREST AS1428.2




Avenue Form Golden Gum Alugrain Batten Detail



Avenue Form Alugrain Batten Detail



Avenue Form Bold PC Batten Detail



Avenue Form Anodised Batten Detail

AVENUE FORM CURVED SEAT CONCAVE + ARMREST AS1428.2

Inclusive gathering by design. Concave curves with integrated arm support invite collaboration across parks, campuses and civic settings. The inward sweep naturally forms pockets of connection.

✓ AS1428.2

Description

Avenue Form Curved Seat Concave + Armrest AS 1428.2 combines inward curvature with additional arm support to create comfortable, accessible seating zones suited to parks, campuses, and collaborative areas. Aluminium battens are available in anodised, powder-coated, or Alugrain finishes in timber-look options that reduce reliance on hardwood while retaining natural warmth.

Avenue Form reinterprets traditional public seating through a refined contemporary lens. At its core, Avenue Form gives designers the freedom to shape the landscape, not simply furnish it. Straight, concave, and convex geometries form a flexible framework that defines edges, guides movement, and introduces structure to open ground planes. Modular clarity allows thoughtful configurations that create flow, establish gathering pockets, and transform underutilised areas into intentional destinations.

A signature bullnose detail to the two outer battens softens the seating edge, enhancing comfort while reinforcing the collection's crafted architectural character. The standard radius enables six modules to form a full circle, ideal for wrapping around trees or creating collaborative gathering pockets that invite connection.

Inclusive by design, thoughtful seat heights, supportive backrests, softened edge detailing, and generous proportions enhance everyday comfort, while AS compliant options ensure access for all. Aluminium battens are available in anodised, powder-coated, or Alugrain finishes in timber-look options that reduce reliance on hardwood while retaining natural warmth.

Designed and manufactured in Australia, Avenue Form is built for the pace, density, and diversity of today's urban environments. Robust aluminium construction delivers enduring performance, while a considered palette of finishes allows each installation to respond to its context with cohesion and clarity.

How to Specify

1. Select Batten finish - Aluminium - Anodised , Powder-coated or Alugrain.
2. Select Frame Powder-Coat colour.

Sustainability

We locally source our steel and aluminium. It means we know it uses recycled content and is 100% recyclable.

Finishes

Anodised Aluminium | Powder Coat | Alugrain

AVENUE FORM CURVED SEAT CONCAVE + ARMREST AS1428.2

Powder Coat

- **Bold**
- **Core**
- **Signature**
- **Solid**
- **Textured**

Dimensions

2017mm (80") x 750mm (30") x 776mm (31")

Batten Type

Aluminium

Frame

Mild steel, zinc-primed, powder-coated

Weight

76.32kg/168.26lbs

Made In

Australia

Lead Time

Essentials collection finishes 4 weeks
All Other Finishes 6-8 weeks

Assembly & Delivery

Shipped fully assembled.

Fixing Detail

Fixed only. Surface or Subsurface fixing by others. Anchors not included.

AVENUE FORM CURVED SEAT CONCAVE + ARMREST AS1428.2

Care Instructions

Powder-coat :

Regular cleaning helps protect the long-term appearance of powder-coated finishes. Wash surfaces with warm water and a non-abrasive, pH-neutral detergent, using a soft cloth or brush, then rinse thoroughly. Avoid harsh solvents, abrasive cleaners and high-pressure washing, as these may damage the coating. In coastal, marine or industrial environments, increase cleaning frequency to minimise the build-up of salts and pollutants which can accelerate weathering.

Anodised:

Anodised aluminium requires only light, periodic cleaning to maintain its appearance. Wash with warm water and a mild, pH-neutral detergent using a soft cloth or sponge, then rinse thoroughly with fresh water. Avoid abrasive pads, alkaline cleaners, acidic products and solvents, as these can mark or dull the anodised surface. In coastal or industrial locations, increase cleaning frequency to prevent build-up of salts or contaminants and preserve long-term finish quality.

Alugrain:

Alugrain timber-look finishes require low maintenance and should be cleaned periodically with warm water and a mild, non-abrasive detergent. Use a soft cloth or soft brush and rinse thoroughly to maintain the wood-grain appearance. Avoid abrasive cleaners, solvents or high-pressure washing, as these may damage the decorative coating. In high-exposure environments, increase cleaning frequency to preserve colour and surface integrity.

Warranty

5-year warranty. View the [warranty](#) for more details.

Customisable

As this item is made to order locally, customisation is available on request.

AVENUE FORM CURVED SEAT CONCAVE + ARMREST AS1428.2

Colour & Finish Options

b+g Anodised AU




Anodised Aluminium


b+g Alugrain AU




Curly Birch



Golden Gum




African Blackwood



Blackbutt



Casuarina



Charred Timber



Coastal Spotted Gum



Weathered Timber

B+G Powder Coat - Bold AU



Bondi Blue - Gloss



Leaf - Satin



Lobster - Satin



Moonlight - Satin




Sensation - Gloss

B+G Powder Coat - Core AU

AVENUE FORM CURVED SEAT CONCAVE + ARMREST AS1428.2



Black - Satin




Charcoal - Satin




Matt Black - Matt




Palladium Silver -
Satin



Pearl White - Gloss



White - Satin



Monument Texture

B+G Powder Coat - Signature AU



Claypot - Satin



Deep Ocean - Satin




Mangrove - Satin



Paperbark - Satin



Territory Red - Matt




Wedgewood - Satin


B+G Powder Coat - Solid AU




Coffee - Satin



Cove - Satin




Medium Bronze
Kinetic - Flat




Monument - Matt

AVENUE FORM CURVED SEAT CONCAVE + ARMREST AS1428.2


B+G Powder Coat - Textured AU




Asteroid




Bass




Core Ten




Textura Black



Textura Dune



Textura Primrose



Textura White