

TERRAIN PLINTH SEAT

Seating » Seats



Collection: **Terrain**

Designed by: **Botton + Gardiner**

TERRAIN PLINTH SEAT

Seating » Seats




Hardwood Blackbutt
UV-Resistant Oil



Hardwood Spotted
Gum UV-Resistant
Oil



Hardwood Merbau
UV-Resistant Oil




Hardwood Mixed Red
UV-Resistant Oil
Clear



Hardwood Mixed Red
UV-Resistant Oil
Mahogany



Hardwood Mixed Red
UV-Resistant Oil
Ebony



Core Powder-Coat
Black Satin



Core Powder-Coat
Charcoal Satin



Core Powder-Coat
Palladium Silver Satin



Core Powder-Coat
Matt Black Matt



Solid Powder-Coat
Coffee Satin




Solid Powder-Coat
Cove Satin



Solid Powder-Coat
Monument Matt



Solid Powder-Coat
Medium Bronze
Kinetic Flat



Textured Powder-
Coat Core Ten
Textured Metallic




Textured Powder-
Coat Asteroid
Textured Metallic




Textured Powder-
Coat Bass Textured
Metallic




Textured Powder-
Coat Textura Black




Textured Powder-
Coat Textura



Textured Powder-
Coat Textura White



Signature Powder-
Coat Deep Ocean



Signature Powder-
Coat Wedgewood




Signature Powder-
Coat Mangrove Satin

TERRAIN PLINTH SEAT


Seating » Seats

Monument



Signature Powder-Coat Territory Red Satin

Satin



Signature Powder-Coat Claypot Satin



Signature Powder-Coat Paperbark Satin

Satin



Bold Powder-Coat Bondi Blue Gloss



Bold Powder-Coat Leaf Satin



Bold Powder-Coat Sensation Gloss



Bold Powder-Coat Lobster Satin



Bold Powder-Coat Moonlight Satin



TERRAIN PLINTH SEAT

Seating » Seats

Contemporary wall-mounted seating with backrest. Trapezoidal, hardwood battens in 5 colours. Sleek steel frame in 27 zinc-primed powder-coat finishes.

Description	The juxtaposition of solid, hardwood battens and a sleek steel frame is unified with trapezoidal design elements that add strength and visual appeal to the Terrain plinth seat. Finishes include 5 hardwood and 27 zinc-primed powder-coat colours. Terrain is a high-quality collection that adds a robust, contemporary feel to public spaces.
Made In	Australia
Dimensions	2100mmW x 630mmD Recommended installed seat height: 440mmH
Batten Type	Hardwood Blackbutt, Spotted Gum, Mixed Red (Oiled, Ebony, Clear)
Frame	Hot-dip galvanised or zinc-primed powder-coated steel
Powder Coat	Core White (satin), Black (satin), Charcoal (satin), Palladium Silver (satin), Matt Black (matt), Pearl White (gloss) Solid Coffee (satin), Cove (satin), Monument (matt), Medium Bronze Kinetic (flat) Textured Core Ten (textured metallic), Asteroid (textured metallic), Bass (textured metallic), Textura Black (textured), Textura Monument (textured), Textura White (textured) Signature Deep Ocean (satin), Wedgewood (satin), Mangrove (satin), Territory Red (matt), Claypot (satin), Paperbark (satin) Bold Bondi Blue (gloss), Leaf (satin), Sensation (gloss), Lobster (satin), Moonlight (satin)

TERRAIN PLINTH SEAT

Seating » Seats

Sustainability

Certified Hardwood

All hardwood is sourced from sustainable forests certified by the Program for the Endorsement of Forest Certification (PEFC), the world's largest forestry certification system.

Recycled Materials

We locally source our steel. It means we know it uses recycled content and is 100% recyclable.

Low Pollutants

Our powder-coating process doesn't emit Volatile Organic Compounds (VOCs) and has Environmental Product Declarations (EPDs).

Warranty

5-year warranty. View the [warranty](#) for more details.

Lead Time

6-8 weeks

Assembly & Delivery

Shipped fully assembled on pallets.

Fixing Detail

Fixed by others to an existing plinth. Anchors not included.

How to Specify

Select your batten finish
Select your frame finish

TERRAIN PLINTH SEAT

Seating » Seats

Care Instructions

Hardwood

Cleaning

Remove any loose surface deposits with a soft bristled brush and wipe down with fresh water and a non-abrasive cloth.

Oiling

Oiling of timber will postpone natural greying, repel moisture, improve mould resistance, help maintain a smooth surface texture and enhance the grain and colour.

To maintain, lightly sand rough areas of timber and brush on one coat of timber decking oil every 6 months or as required.

Powder-Coat

Cleaning

Carefully remove any loose surface deposits with a wet sponge or soft bristled brush.

Use a soft (non-abrasive) cloth or brush and a diluted solution of mild detergent and warm water.

Ensure surfaces are thoroughly rinsed with clean fresh water after cleaning to remove all residues.

Never use thinners, abrasive cleaning agents, alcohol-based, acid or alkali cleaning agents.

Additional Comments

Hardwood is treated with a UV-resistant oil finish.
