


NEXUS 60° BIN GENERAL WASTE

Bins » Litter Bins



Collections: **Nexus**

Designed By: **Botton + Gardiner**

Applications: **Indoor**

NEXUS 60° BIN GENERAL WASTE

Bins » Litter Bins



NEXUS 60° BIN GENERAL WASTE

Bins » Litter Bins



NEXUS 60° BIN GENERAL WASTE

Bins » Litter Bins



NEXUS 60° BIN GENERAL WASTE

Bins » Litter Bins



NEXUS 60° BIN GENERAL WASTE

Bins » Litter Bins

Modern, modular 60° general waste 50L litter bin design. Mix and match multipurpose compact laminates or solid surfaces with powder-coat colours.

Description	<p>Nexus 60° Litter Bin combines modest modularity with organic form to create a highly versatile waste solution for contemporary interior environments. Designed to integrate seamlessly with other Nexus modular elements—including lounge seating, tables, planters, and additional bins—it allows for multiple configurations that transform everyday spaces into functional, central meeting points.</p> <p>Perfect for shopping centre breakout zones, collaborative learning areas, transit hubs, and commercial lobbies, Nexus adapts to your needs with ease. Available in a wide range of durable materials, finishes, and colours, the Nexus 60° Litter Bin can be fully customised to suit your next interior project.</p>
How to Specify	<p>Select your configuration or create your own</p> <p>Select your top finish</p> <p>Select your frame finish</p>
Sustainability	<p>Certified Materials We use multipurpose compact laminates and non-porous solid surfaces that carry internationally recognised Environmental Product Declarations (EPDs).</p> <p>Recycled Materials We locally source our aluminium. It means we know it uses recycled content and is 100% recyclable.</p> <p>Low Pollutants Our powder-coating process doesn't emit Volatile Organic Compounds (VOCs) and has Environmental Product Declarations (EPDs).</p>
Finishes	<p><u>Bin Top</u> Multipurpose Compact Laminate 13mm Laminex®</p> <p><u>Solid Surfaces 12mm</u> Corian®</p> <p>A wider selection of materials + finishes is available.</p>

NEXUS 60° BIN GENERAL WASTE

Bins » Litter Bins

Powder Coat	<div>Core</div> <div>White (satin), Black (satin), Charcoal (satin), Textura Monument (textured), Palladium Silver (satin), Matt Black (matt), Pearl White (gloss)</div> <div>Solid</div> <div>Coffee (satin), Cove (satin), Monument (matt), Medium Bronze Kinetic (flat)</div> <div>Textured</div> <div>Core Ten (textured metallic), Asteroid (textured metallic), Bass (textured metallic), Textura Black (textured), Textura White (textured)</div> <div>Signature</div> <div>Deep Ocean (satin), Wedgewood (satin), Mangrove (satin), Territory Red (matt), Claypot (satin), Paperbark (satin)</div> <div>Bold</div> <div>Bondi Blue (gloss), Leaf (satin), Sensation (gloss), Lobster (satin), Moonlight (satin)</div>
Dimensions	655mmW x 655mmD x 725mmH
Capacity	50L polyethylene liner
Frame	Bin Drum Powder-coated aluminium
Made In	Australia
Lead Time	6-8 weeks
Assembly & Delivery	Shipped fully assembled on pallets.
Fixing Detail	Freestanding only - loose on glides. Modules are fixed together by ratchet connectors.

NEXUS 60° BIN GENERAL WASTE

Bins » Litter Bins

Care Instructions

Multipurpose Compact Laminates | Laminex®

A damp cloth will remove spills and greasy spots. Rub with a clean dry cloth to bring back brightness. Occasionally clean with mild dishwashing detergent. To remove heavy build-up of dirt use cleaners such as Mr Muscle, Windex, or Ajax Spray n Wipe spray cleaners.

Do not use strong acidic, alkaline cleaners or bleach for normal cleaning as these might etch the surface.

Solid Surfaces | Corian®

Generally, when caring for Corian always start with a simple clean eg. using a damp sponge or cloth. Avoid using abrasive scouring pads for routine cleaning. Rinse clean.

For a deep clean of stubborn stains, a more thorough clean and refresh using a mild abrasive cleanser is recommended like Gumption, JIF Cream Cleanser or Ajax cream or powder cleanser. Firmly wipe with a damp cloth using a wide circular motion. Always finish by rinsing and wiping your surface with a damp cloth or sponge.

Powder-Coat Finishes

Carefully remove any loose surface deposits with a wet sponge or soft bristled brush.

Use a soft (non-abrasive) cloth or brush and a diluted solution of mild detergent and warm water.

Ensure surfaces are thoroughly rinsed with clean fresh water after cleaning to remove all residues.

Never use thinners, abrasive cleaning agents, alcohol-based, acid or alkali cleaning agents.

Warranty






2-year warranty. View the [warranty](#) for more details.



NEXUS 60° BIN GENERAL WASTE

Bins » Litter Bins

Colour & Finish Options

B+G Powder Coat - Core AU

				
White - Satin	Black - Satin	Charcoal - Satin	Palladium Silver - Satin	Matt Black - Matt

	
Pearl White - Gloss	Monument Texture

B+G Powder Coat - Bold AU

				
Bondi Blue - Gloss	Leaf - Satin	Sensation - Gloss	Lobster - Satin	Moonlight - Satin

B+G Powder Coat - Signature AU

				
Deep Ocean - Satin	Wedgewood - Satin	Mangrove - Satin	Territory Red - Matt	Claypot - Satin

NEXUS 60° BIN GENERAL WASTE

Bins » Litter Bins



Paperbark - Satin


B+G Powder Coat - Solid AU




Coffee - Satin



Cove - Satin




Monument - Matt




Medium Bronze
Kinetic - Flat


B+G Powder Coat - Textured AU




Core Ten




Asteroid




Bass




Textura Black



Textura White



Textura Primrose



Textura Dune