

# NEXUS 120° BIN

Bins » Litter Bins




Collections: **Nexus**

Designed By: **Botton + Gardiner**

Applications: **Indoor**

# NEXUS 120° BIN

Bins » Litter Bins



# NEXUS 120° BIN

Bins » Litter Bins

---



# NEXUS 120° BIN

Bins » Litter Bins

---



# NEXUS 120° BIN

Bins » Litter Bins

Modern, modular 120° bin for general waste and recycling. Mix and match multipurpose compact laminates or solid surfaces with powder-coat colours.

Description	<p><b>Nexus 120° Litter Bin</b> is a modular solution designed for general waste and recycling within contemporary indoor environments. Featuring soft, organic lines and subtle angles, it connects seamlessly with other Nexus elements—such as lounge seating, planters, tables, and additional bins—to create dynamic configurations that transform shared spaces.</p> <p>Ideal for shopping centre breakout zones, educational hubs, transit areas, and commercial lobbies, Nexus delivers flexibility with form. Available in a wide selection of durable materials, finishes, and colours, the Nexus 120° Litter Bin can be tailored to align with your next interior project.</p>
How to Specify	<p>Select your configuration or create your own</p> <p>Select your top finish</p> <p>Select your frame finish</p>
Sustainability	<p>Certified Materials</p> <p>We use multipurpose compact laminates and non-porous solid surfaces that carry internationally recognised Environmental Product Declarations (EPDs).</p> <p>Recycled Materials</p> <p>We locally source our aluminium. It means we know it uses recycled content and is 100% recyclable.</p> <p>Low Pollutants</p> <p>Our powder-coating process doesn't emit Volatile Organic Compounds (VOCs) and has Environmental Product Declarations (EPDs).</p>
Finishes	<p><a href="#">Bin Top</a></p> <p><a href="#">Multipurpose Compact Laminate 13mm</a>   <a href="#">Laminex®</a></p> <p><a href="#">Solid Surfaces 12mm</a>   <a href="#">Corian®</a></p> <p>A wider selection of materials + finishes is available.</p>

# NEXUS 120° BIN

Bins » Litter Bins

Powder Coat	<div>Core</div> <div>White (satin), Black (satin), Charcoal (satin), Textura Monument (textured), Palladium Silver (satin), Matt Black (matt), Pearl White (gloss)</div> <div>Solid</div> <div>Coffee (satin), Cove (satin), Monument (matt), Medium Bronze Kinetic (flat)</div> <div>Textured</div> <div>Core Ten (textured metallic), Asteroid (textured metallic), Bass (textured metallic), Textura Black (textured), Textura White (textured)</div> <div>Signature</div> <div>Deep Ocean (satin), Wedgewood (satin), Mangrove (satin), Territory Red (matt), Claypot (satin), Paperbark (satin)</div> <div>Bold</div> <div>Bondi Blue (gloss), Leaf (satin), Sensation (gloss), Lobster (satin), Moonlight (satin)</div>
Dimensions	1130mmW x 655mmD x 725mmH
Capacity	2 x 50L polyethylene liners
Frame	Bin Drum Powder-coated aluminium
Made In	Australia
Lead Time	6-8 weeks
Assembly & Delivery	Shipped fully assembled on pallets.
Fixing Detail	Freestanding only - loose on glides. Modules are fixed together by ratchet connectors.

# NEXUS 120° BIN

Bins » Litter Bins

---

## Care Instructions

### Multipurpose Compact Laminates | Laminex®

A damp cloth will remove spills and greasy spots. Rub with a clean dry cloth to bring back brightness. Occasionally clean with mild dishwashing detergent. To remove heavy build-up of dirt use cleaners such as Mr Muscle, Windex, or Ajax Spray n Wipe spray cleaners.

Do not use strong acidic, alkaline cleaners or bleach for normal cleaning as these might etch the surface.

### Solid Surfaces | Corian®

Generally, when caring for Corian always start with a simple clean eg. using a damp sponge or cloth. Avoid using abrasive scouring pads for routine cleaning. Rinse clean.

For a deep clean of stubborn stains, a more thorough clean and refresh using a mild abrasive cleanser is recommended like Gumption, JIF Cream Cleanser or Ajax cream or powder cleanser. Firmly wipe with a damp cloth using a wide circular motion. Always finish by rinsing and wiping your surface with a damp cloth or sponge.

### Powder-Coat Finishes

Carefully remove any loose surface deposits with a wet sponge or soft bristled brush.

Use a soft (non-abrasive) cloth or brush and a diluted solution of mild detergent and warm water.

Ensure surfaces are thoroughly rinsed with clean fresh water after cleaning to remove all residues.

Never use thinners, abrasive cleaning agents, alcohol-based, acid or alkali cleaning agents.

---

## Warranty

2-year warranty. View the [warranty](#) for more details.

---

# NEXUS 120° BIN

Bins » Litter Bins

## Colour & Finish Options


### B+G Powder Coat - Core AU




Black - Satin




Charcoal - Satin




Matt Black - Matt




Palladium Silver - Satin



Pearl White - Gloss



White - Satin



Monument Texture

### B+G Powder Coat - Bold AU




Bondi Blue - Gloss



Leaf - Satin



Lobster - Satin



Moonlight - Satin



Sensation - Gloss


### B+G Powder Coat - Signature AU



Claypot - Satin




Deep Ocean - Satin



Mangrove - Satin



Paperbark - Satin



Territory Red - Matt



# NEXUS 120° BIN

Bins » Litter Bins



Wedge wood - Satin


## B+G Powder Coat - Solid AU




Coffee - Satin



Cove - Satin




Medium Bronze  
Kinetic - Flat




Monument - Matt


## B+G Powder Coat - Textured AU




Asteroid




Bass




Core Ten




Textura Black



Textura Dune



Textura Primrose



Textura White