

# BRIGHTON BIN

Bins » Bin Housings



Designed by: **Botton + Gardiner**

# BRIGHTON BIN


Bins » Bin Housings



Stainless Steel Satin  
Finish



Core Powder-Coat  
White Satin




Core Powder-Coat  
Black Satin



Core Powder-Coat  
Charcoal Satin




Core Powder-Coat  
Palladium Silver Satin




Core Powder-Coat  
Matt Black Matt



Core Powder-Coat  
Pearl White Gloss



Solid Powder-Coat  
Coffee Satin




Solid Powder-Coat  
Cove Satin




Solid Powder-Coat  
Monument Matt



Solid Powder-Coat  
Medium Bronze  
Kinetic Flat




Textured Powder-  
Coat Core Ten  
Textured Metallic



Textured Powder-  
Coat Asteroid  
Textured Metallic



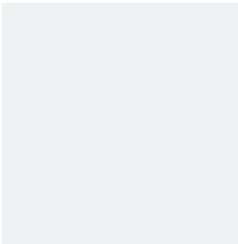
Textured Powder-  
Coat Bass Textured  
Metallic




Textured Powder-  
Coat Textura Black




Textured Powder-  
Coat Textura  
Monument



Textured Powder-  
Coat Textura White



Signature Powder-  
Coat Deep Ocean  
Satin




Signature Powder-  
Coat Wedgewood  
Satin



Signature Powder-  
Coat Mangrove Satin



Signature Powder-  
Coat Territory Red  
Satin



Signature Powder-  
Coat Claypot Satin



Signature Powder-  
Coat Paperbark Satin



Bold Powder-Coat  
Bondi Blue Gloss



Bold Powder-Coat  
Leaf Satin

# BRIGHTON BIN

Bins » Bin Housings


---



Bold Powder-Coat  
Sensation Gloss



Bold Powder-Coat  
Lobster Satin



Bold Powder-Coat  
Moonlight Satin



# BRIGHTON BIN

Bins » Bin Housings



Detailed single, double litter bin housings with a hood for outdoor use. Panels featuring a cut-out design in 27 powder-coat finishes.

## Description

The detailed design of the Brighton litter bin housing mirrors its functional nature. The exposed steel frame, external hinges and compression lock offer effortless access, while matching panels maximise the 360° visual impact that make it ideal for streetscapes, parks or campuses. Available in single and double capacities. Finishes include a cut-out design in 27 powder-coat finishes.

## Made In

Australia

# BRIGHTON BIN

Bins » Bin Housings

Dimensions	<div><div><u>120L</u> Single 605mmW x 640mmD x 1200mmH</div><div>Double 1175mmW x 640mmD x 1200mmH Hood opening: 185mmH Recycling limiter: 120mm DIA</div><div><u>240L</u> Single 740mmW x 820mmD x 1370mmH</div><div>Double 1450mmW x 820mmD x 1370mmH Hood opening: 185mmH Recycling limiter: 120mm DIA</div></div>
Capacity	<div><div>120L Single 1 x 120L wheelie bin</div><div>Double 2 x 120L wheelie bins</div><div>240L Single 1 x 240L wheelie bin</div><div>Double 2 x 240L wheelie bins</div><div>Wheelie bin not included - available on request.</div></div>
Frame	Powder-coated, zinc-primed steel

# BRIGHTON BIN

Bins » Bin Housings

Powder Coat	<div>Core</div> <div>White (satin), Black (satin), Charcoal (satin), Palladium Silver (satin), Matt Black (matt), Pearl White (gloss)</div> <div>Solid</div> <div>Coffee (satin), Cove (satin), Monument (matt), Medium Bronze Kinetic (flat)</div> <div>Textured</div> <div>Core Ten (textured metallic), Asteroid (textured metallic), Bass (textured metallic), Textura Black (textured), Textura Monument (textured), Textura White (textured)</div> <div>Signature</div> <div>Deep Ocean (satin), Wedgewood (satin), Mangrove (satin), Territory Red (matt), Claypot (satin), Paperbark (satin)</div> <div>Bold</div> <div>Bondi Blue (gloss), Leaf (satin), Sensation (gloss), Lobster (satin), Moonlight (satin)</div>
-------------	---

Signage	<div>Standard vinyl decal signage for the door and back panel of all sizes.</div> <div>Optional additional arched vinyl decals for side panels are available.</div> <div>Customise your vinyl signage to represent your brand colours or waste management system.</div>
---------	---

Finishes	<div>Hood</div> <div>Powder-coated rolled aluminium</div> <div>Frame</div> <div>Stainless steel, satin polished</div> <div>Feature Panels</div> <div>Perforated, powder-coated galvanised steel with Line cut-out design</div> <div>Powder-Coat Colours</div> <div>Select from the standard range or custom specify a colour</div> <div>Fittings</div> <div>Compression lock prevents door rattling</div>
----------	---

Sustainability	<div>Recycled Materials</div> <div>We locally source our steel and aluminium. It means we know it uses recycled content and is 100% recyclable.</div> <div>Low Pollutants</div> <div>Our powder-coating process doesn't emit Volatile Organic Compounds (VOCs) and has Environmental Product Declarations (EPDs).</div>
----------------	---

# BRIGHTON BIN

Bins » Bin Housings

Warranty	5-year warranty. View the <a href="#">warranty</a> for more details.
Lead Time	2-4 weeks.
Assembly & Delivery	Shipped fully assembled on pallets.
Fixing Detail	Surface fixed by others. Anchors not included.
How to Specify	Select your size - single or double Select your capacity - 120 or 240L Select your panel powder-coat colour Select your hood designs - open or with recycling limiter Select your hood powder-coat colour
Care Instructions	<p>Powder-Coat Carefully remove any loose surface deposits with a wet sponge or soft bristled brush.</p> <p>Use a soft (non-abrasive) cloth or brush and a diluted solution of mild detergent and warm water.</p> <p>Ensure surfaces are thoroughly rinsed with clean fresh water after cleaning to remove all residues.</p> <p>Never use thinners, abrasive cleaning agents, alcohol-based, acid or alkali cleaning agents.</p>
Customisable	<p>The Brighton bin housing is locally made and customisable to suit your requirements.</p> <p>Opt to add the attention grabbing bold yellow and red powder-coats to your hoods.</p> <p>Opt to add the recycling limiter hood to limit waste entering the recycling channel for more efficient collection.</p>
Additional Comments	<p>The double capacity is ideal for splitting your waste streams and managing recycling easily at the source.</p> <p>Easily understood and visible vinyl signage on the door and back bin panels for efficient waste sorting at point of collection.</p> <p>Compression lock tightens with a turn of the key and prevents rattling noise for peaceful streets.</p> <p>Heavy duty butt hinges will keep your doors level and issue free throughout the life of the bin.</p>