

DIAMANTE

Seating » Benches




Collection: **Metalco**

Designed by: **Alessandro Lenarda, Michele Slaviero, Raffaele Lazzari**

DIAMANTE

Seating » Benches




Precast Concrete
White Polished



Precast Concrete
Grey Polished



Precast Concrete
Dark Grey Polished



Precast Concrete
White Velluto Natural
Smooth



Precast Concrete
Grey Velluto Natural
Smooth



Precast Concrete
Dark Grey Velluto
Natural Smooth



Hardwood Akoume
Varnished



Hardwood
Pigmented
Impregnation



Hardwood Untreated



Powder-Coat
Coreten



Powder-Coat RAL
9010



Powder-Coat RAL
9007




Powder-Coat RAL
9006




Powder-Coat RAL
9005



Powder-Coat RAL
8017



Powder-Coat RAL
7039



Powder-Coat RAL
7035



Powder-Coat RAL
7016




Powder-Coat RAL
7012



Powder-Coat RAL
7008



Powder-Coat RAL
7001



Powder-Coat RAL
6027



Powder-Coat RAL
6020



Powder-Coat RAL
6019



Powder-Coat RAL
6018

DIAMANTE

Seating » Benches



Powder-Coat RAL
5024



Powder-Coat RAL
5021




Powder-Coat RAL
5015



Powder-Coat RAL
5013



Powder-Coat RAL
5010



Powder-Coat RAL
4009



Powder-Coat RAL
4005



Powder-Coat RAL
3012



Powder-Coat RAL
3005



Powder-Coat RAL
3000



Powder-Coat RAL
2004




Powder-Coat RAL
2002




Powder-Coat RAL
1028



Powder-Coat RAL
1027



Powder-Coat RAL
1021



Powder-Coat RAL
1013



Powder-Coat RAL
1012

DIAMANTE

Seating » Benches



Modular seating collection. Linear and curved modules feature concrete planes on powder-coated steel framing with a range of hardwood elements.

Description

Diamante, designed by Alessandro Lenarda, Michele Slaviero, and Raffaele Lazzari for Metalco, is based on a "build your own" seating kit concept. Multiple configurations can be created by using the Diamante concrete bench in white, grey or dark grey colours and as a linear or 45° curved module with 2 powder-coated steel frame options in a range of finishes. Together with a range of hardwood elements, Diamante creates versatile seating options for a wide variety of projects.

Made In

Europe

Dimensions

Linear concrete bench module
2100mmW x 750mmD x 400mmH
With hardwood - seat height: 450mmH

45° curved concrete bench module
Radius: 2000mm
2100mmW x 750mmD x 400mmH
With hardwood - seat height: 450mmH

Seat height with backrest: 774mm

DIAMANTE

Seating » Benches

Weight	<p>DIAM.PL Diamante plane, linear: 420kg DIAM.PL.45 Diamante plane, curved 45°: 380kg</p> <p>DIAM.LE.SL Diamante leg, open sled design: 18kg DIAM.LE Diamante leg, solid design: 35kg</p> <p>DIAM.HW.SP Diamante hardwood single depth, straight bench section: 9kg DIAM.HW.2SP Diamante hardwood double depth, straight bench section: 16kg DIAM.HW.SS Diamante hardwood single sided straight seat section: 19kg DIAM.HW.2SS Diamante hardwood double sided, straight seat section: 32kg DIAM.HW.2S45 Diamante hardwood double depth, 45° curved bench section, internal radius: 16kg DIAM.HW.SSI45 Diamante hardwood single depth, 45° curved seat section, internal radius: 18kg DIAM.HW.SSE45 Diamante hardwood single depth, 45° curved seat section, external radius: 18kg</p>
--------	---

Batten Type	Exotic hardwood - oiled
-------------	-------------------------

Frame	<p>Body Precast high performance concrete (HPC) with stone aggregate 3 colours: White, Grey, Dark Grey</p> <p>Body Finish Velluto finish as standard with polished top</p> <p>Seat Exotic Hardwood, oiled</p> <p>Supports Powder-coated steel in open sled or solid style</p> <p>Optional Clear anti-graffiti coating (to the concrete plane)</p>
-------	---

Powder Coat	33 x RAL powder-coat colours
-------------	------------------------------

Warranty	5-year warranty. View the warranty for more details.
----------	--

DIAMANTE

Seating » Benches

Lead Time 12+ weeks.

Assembly & Delivery Product supplied in components packed on pallets.

Lifting equipment required for receipt, assembly and placement of concrete product (by others).

Supplied with ferrules, eyebolts and caps.

Assembly required of legs and seat components to concrete plane (by others).

Fixing Detail Loose or surface fixed by others. Pre-drilled for anchors. Anchors not included.

How to Specify

- Design your layout
- Select your planes
- Select your seat and bench sections (if any)
- Select your leg design
- Select your leg colour

DIAMANTE

Seating » Benches

Additional Comments

Customisable

A wide variety of ways the components can be assembled together allows for almost unlimited customisation of the configuration.

Options

The concrete plane is available in a linear shape or curved to 45° degrees.

The hardwood seat sections are available in a:

Flat bench style design - in single or double depths, straight or curved.

Seat style design with a backrest - in the straight linear version in double or single depths and curved in single depth only (on the internal or external radius).

The metal leg can be an open sled or solid style.

Upon request, when technically feasible, it is possible to perform polishing operations.

The finished products are treated with a protective varnish, and upon request, anti-graffiti treatment can also be applied.
