

MANLY BIN

Bins » Litter Bins




Designed by: **Botton + Gardiner**

MANLY BIN

Bins » Litter Bins




Laminex® Laminate
Licorice Linea



Laminex® Laminate
Natural Walnut



Laminex® Laminate
Elegant Oak



Laminex® Laminate
Classic Oak



Laminex® Laminate
Calm Oak



Laminex® Laminate
Seasoned Oak




Laminex® Laminate
Black



Laminex® Laminate
Charcoal



Laminex® Laminate
Lava Grey



Laminex® Laminate
Limed Concrete



Laminex® Laminate
Figured Limestone




Laminex® Laminate
White Valencia



Stainless Steel Satin
Finish



Core Powder-Coat
White Satin



Core Powder-Coat
Black Satin



Core Powder-Coat
Charcoal Satin



Core Powder-Coat
Palladium Silver Satin



Core Powder-Coat
Matt Black Matt




Core Powder-Coat
Pearl White Gloss



Solid Powder-Coat
Coffee Satin




Solid Powder-Coat
Cove Satin



Solid Powder-Coat
Monument Matt



Solid Powder-Coat
Medium Bronze
Kinetic Flat



Textured Powder-Coat
Core Ten
Textured Metallic




Textured Powder-Coat
Asteroid
Textured Metallic

MANLY BIN


Bins » Litter Bins



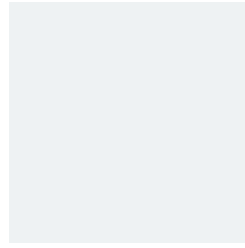
Textured Powder-Coat Bass Textured Metallic




Textured Powder-Coat Textura Black




Textured Powder-Coat Textura Monument



Textured Powder-Coat Textura White



Signature Powder-Coat Deep Ocean Satin



Signature Powder-Coat Wedgewood Satin




Signature Powder-Coat Mangrove Satin



Signature Powder-Coat Territory Red Satin



Signature Powder-Coat Claypot Satin



Signature Powder-Coat Paperbark Satin



Bold Powder-Coat Bondi Blue Gloss



Bold Powder-Coat Leaf Satin



Bold Powder-Coat Sensation Gloss



Bold Powder-Coat Lobster Satin



Bold Powder-Coat Moonlight Satin

MANLY BIN

Bins » Litter Bins



Cylindrical single and double litter bins for indoors or out undercover. 360° panel design in laminate, stainless steel or 27 powder-coat finishes.

Description

The contemporary, cylindrical design of the Manly litter bin creates a minimalist aesthetic that complements the curves of modern public spaces, indoors or outdoors undercover. Available in single and double capacities in laminate, stainless steel or 27 powder-coat finishes, Manly is a versatile, eye-catching addition to public spaces that need to stand the test of time.

Made In

Australia

Dimensions

Single
500mm DIA x 790mmH

Double | Triple
1005mmW x 500mmD x 790mmH
Convex chute 200mm DIA
Concave chute 100mm DIA

Capacity

Single
1 x 90L polyethylene liner

Double
2 x 90L polyethylene liners

MANLY BIN

Bins » Litter Bins

Frame

Single Bin

Aluminium with laminate or powder-coat finish

Double Bin

Galvanised steel with laminate or stainless steel, satin polished finish

Powder Coat

Core

White (satin), Black (satin), Charcoal (satin), Palladium Silver (satin), Matt Black (matt), Pearl White (gloss)

Solid

Coffee (satin), Cove (satin), Monument (matt), Medium Bronze Kinetic (flat)

Textured

Core Ten (textured metallic), Asteroid (textured metallic), Bass (textured metallic), Textura Black (textured), Textura Monument (textured), Textura White (textured)

Signature

Deep Ocean (satin), Wedgewood (satin), Mangrove (satin), Territory Red (matt), Claypot (satin), Paperbark (satin)

Bold

Bondi Blue (gloss), Leaf (satin), Sensation (gloss), Lobster (satin), Moonlight (satin)

Signage

Vinyl decals or engraved enamel filled lettering applied to the double units lids. Both standard and custom designs available.

Bright vinyl signage on the double bins is easily recognisable by customers and saves labour in sorting waste.

Vinyl decals can be removed and replaced in future for changes to waste streams.

MANLY BIN

Bins » Litter Bins

Finishes

Lid

Stainless steel, satin polished

Body

Single Bin

Indoor: laminate or powder-coated steel

Outdoor undercover: powder-coated steel

Double Bin

Indoor: laminate

Outdoor undercover: stainless steel

Laminate - choose from our preselected Laminex® colours or custom specify your own

Plinth + Bump Rail

Stainless steel, satin polished

Sustainability

Certified Materials

We use laminates that carry internationally recognised Environmental Product Declarations (EPDs).

Recycled Materials

We locally source our steel and aluminium. It means we know it uses recycled content and is 100% recyclable.

Low Pollutants

Our powder-coating process doesn't emit Volatile Organic Compounds (VOCs) and has Environmental Product Declarations (EPDs).

Warranty

5-year warranty. View the [warranty](#) for more details.

Lead Time

4-6 weeks

Assembly & Delivery

Shipped fully assembled on pallets.

Fixing Detail

Freestanding or surface fixed by others. Anchors not included.

How to Specify

Select your capacity - single or double

Select your body finish - laminate or powder-coated

Select your lid chutes (for the double) - up/down or down/down

Select your signage - vinyl or engraved enamel

Select your fixing type - freestanding or surface fixed

MANLY BIN

Bins » Litter Bins

Care Instructions

Laminates | Laminex®

A damp cloth will remove spills and greasy spots. Rub with a clean dry cloth to bring back brightness. Occasionally clean with mild dishwashing detergent. To remove heavy build-up of dirt use cleaners such as Mr Muscle, Windex or Ajax Spray n Wipe spray cleaners.

Do not use strongly acidic, alkaline cleaners or bleach for normal cleaning as these might etch the surface

Powder-Coat

Carefully remove any loose surface deposits with a wet sponge or soft bristled brush.

Use a soft (non-abrasive) cloth or brush and a diluted solution of mild detergent and warm water.

Ensure surfaces are thoroughly rinsed with clean fresh water after cleaning to remove all residues.

Never use thinners, abrasive cleaning agents, alcohol-based, acid or alkali cleaning agents.

Stainless Steel

Wash the surface regularly using warm water containing soap or mild detergents and rinse the surface with fresh water after cleaning.

When polishing the surface with a soft dry cloth to ensure all moisture is removed, follow the direction of the grain finish.

Use a brush or soft damp cloth to remove loose deposits. Use a cream cleanser and soft cloth for difficult deposits.

Use "Star Brite Rust Stain Remover" to remove tea staining and "Star Brite Chrome & Stainless Steel Polish" to protect the surface after cleaning.

Never use cleaners containing harsh abrasives or high bleach contents. Prolonged contact with chlorine-based cleaners will cause surface pitting, which cannot be repaired.

Never use abrasive materials such as scouring pads, steel wool or metallic scrapers.

For stubborn stains or where "deep cleaning" is required, a mild abrasive cleaner or rust remover may be required.

MANLY BIN

Bins » Litter Bins

Additional Comments

Lid Combinations

2 x Concave (down) chutes

1 x Concave (down) and 1 x Convex (up) chute

The convex chute acts as a waste limiter on recycling compartments or assists with rain runoff

Additional Info

Manage recycling by splitting your waste streams. We recommend having one convex 100mm recycling chute as a limiter to signal recycling cue at point of disposal.

Double size has a folding hinged lid for easy removal of the liners.

Durable spun stainless steel lid for hard use environments with softened edges for safety.
