

BRONTE BIN

Bins » Litter Bins



Designed by: **Botton + Gardiner**

BRONTE BIN


Bins » Litter Bins




Hardwood Blackbutt
UV-Resistant Oil



Hardwood Spotted
Gum UV-Resistant
Oil



Hardwood Merbau
UV-Resistant Oil




Hardwood Mixed Red
UV-Resistant Oil Pine




Hardwood Mixed Red
UV-Resistant Oil
Mahogany




Hardwood Mixed Red
UV-Resistant Oil
Ebony



Hardwood
Lacquered Victorian
Ash



Duraslat™ XG Ravine



Duraslat™ XG Cave



Duraslat™ XG Alcove



Duraslat™ XG
Boulder



Duraslat™ XG Dune



Stainless Steel Satin
Finish

BRONTE BIN

Bins » Litter Bins



Cylindrical single litter bins for indoors or out undercover. 360° panel design in hardwood or Duraslat™ XG finish, stainless-steel lid, plinth base.

Description

An enduring classic, the warmth of timber or Duraslat™ XG battens and functional features of the Bronte litter bin makes it a timeless favourite. The hygienic stainless-steel lid is easy to wipe over, the spun form has softened edges for safety, and the gently sloped chute ensures waste doesn't accumulate on the top of the bin. Add a non-scratching plinth and a bump rail set at the perfect height to reduce impact damage from trolleys and it's clear to see why Bronte has been used in shopping centres for over 20 years.

Made In

Australia

Dimensions

Bronte Bin Concave Lid
500mm DIA x 670mmH
200mm DIA concave chute

Bronte Bin Convex Lid
500mm DIA x 700mmH
200mm DIA convex chute

Bronte Bin Convex Lid + Pacific Hood
500mm DIA x 825mmH
200mm DIA convex chute

BRONTE BIN

Bins » Litter Bins

Capacity 80L
Polyethylene liner (indoor use)

55L
Galvanised steel liner (outdoor use)

Batten Type Hardwood
Blackbutt, Spotted Gum, Mixed Red -
Pine, Mahogany, Ebony Oil
Lacquered Victorian Ash (Indoor use only)

Duraslat™ XG
Ravine, Cave, Alcove, Boulder, Dune

Frame Stainless steel, satin polished

Signage Vinyl decals can be applied to the spun lid if you want to pair 2 bins together for splitting your recycling

Finishes Concave + Hinged Convex Lid
Stainless steel, satin polished

Body
Outdoor Undercover
Blackbutt, Spotted Gum, Mixed Red -
Pine, Mahogany, Ebony Oil

Duraslat™ XG
Ravine, Cave, Alcove, Boulder, Dune

Indoor
Lacquered Victorian Ash

Plinth + Bump Rail
Stainless steel, satin polished

Optional Pacific Hood
Stainless steel

BRONTE BIN

Bins » Litter Bins

Sustainability

Certified Hardwood

All hardwood is sourced from sustainable forests certified by the Program for the Endorsement of Forest Certification (PEFC), the world's largest forestry certification system.

Recycled Materials

We locally source our steel. It means we know it uses recycled content and is 100% recyclable.

Duraslat™ XG is made from 90% of recycled hardwood fibres and reclaimed plastic materials, which reduces demand for virgin materials.

Low Pollutants

Our powder-coating process doesn't emit Volatile Organic Compounds (VOCs) and has Environmental Product Declarations (EPDs).

Warranty

5-year warranty. View the [warranty](#) for more details.

Lead Time

3-4 weeks

Assembly & Delivery

Shipped fully assembled on pallets.

Fixing Detail

Freestanding or surface fixed by others. Anchors not included.

How to Specify

Select your bin body finish - hardwood or Duraslat™ XG
Select your lid type - concave or convex
Select optional Pacific hood for outdoor use
Select your fixing

BRONTE BIN

Bins » Litter Bins

Care Instructions

Hardwood

Cleaning

Remove any loose surface deposits with a soft bristled brush and wipe down with fresh water and a non-abrasive cloth.

Oiling

Oiling of timber will postpone natural greying, repel moisture, improve mould resistance, help maintain a smooth surface texture and enhance the grain and colour.

To maintain, lightly sand rough areas of timber and brush on one coat of timber decking oil every 6 months or as required.

Duraslat™ XG

Cleaning

Simply wash down occasionally. Do not use high pressure cleaners.

Stainless Steel

Wash the surface regularly using warm water containing soap or mild detergents and rinse the surface with fresh water after cleaning.

When polishing the surface with a soft dry cloth to ensure all moisture is removed, follow the direction of the grain finish.

Use a brush or soft damp cloth to remove loose deposits. Use a cream cleanser and soft cloth for difficult deposits.

Use “Star Brite Rust Stain Remover” to remove tea staining and “Star Brite Chrome & Stainless Steel Polish” to protect the surface after cleaning.

Never use cleaners containing harsh abrasives or high bleach contents. Prolonged contact with chlorine-based cleaners will cause surface pitting, which cannot be repaired.

Never use abrasive materials such as scouring pads, steel wool or metallic scrapers.

For stubborn stains or where “deep cleaning” is required, a mild abrasive cleaner or rust remover may be required.

Customisable

Loose convex lid available for partially exposed locations to assist with water shedding

The galvanised liners has drainage holes for rain runoff and won't melt if lit cigarette butts are accidentally thrown into the bin

Various lid configurations available to suit a multitude of specific location requirements.

BRONTE BIN

Bins » Litter Bins

Additional Comments

Lid Options

Concave, loose - ideal for indoor use

Convex, loose

Convex, hinged - ideal for outdoor use

Pacific hood, hinged - shields chute from weather and birds

Duraslat™ XG is a low maintenance, wood-look option without the hassle of oiling.

The bump rail is tried and tested to protect your bins from trolley impact in shopping centres.

A loose, non-marking plinth is easy to use and flexibly move around without scratching or damaging your floors.
