

# TORQUAY BIN HOUSING DOUBLE

Bins » Bin Housings



Collections: **Torquay, Essentials**

Designed By: **Botton + Gardiner**

Applications: **Indoor**

# TORQUAY BIN HOUSING DOUBLE

Bins » Bin Housings



double capsule 120l



double capsule + perforation 120l

# TORQUAY BIN HOUSING DOUBLE

Bins » Bin Housings



chute detail



double shroud + perforation 120l

shroud detail

# TORQUAY BIN HOUSING DOUBLE

Bins » Bin Housings



double hood 120l



double hood + perforation 120l



double hood + limiter 120l



double hood, perforation + limiter 120l

# TORQUAY BIN HOUSING DOUBLE

Bins » Bin Housings



double hood 240l



double hood + limiter 240l



small signage general waste - dune



small signage general waste - lobster

# TORQUAY BIN HOUSING DOUBLE

Bins » Bin Housings

---



small signage general waste - territory



small signage recycling - dune



small signage recycling - moonlight



small signage recycling - paperbark

# TORQUAY BIN HOUSING DOUBLE

Bins » Bin Housings



small signage organics - dune



small signage organics - leaf



large signage general waste - dune

# TORQUAY BIN HOUSING DOUBLE

Bins » Bin Housings



large signage general waste - lobster



large signage general waste - territory



large signage recycling - dune



large signage recycling - moonlight



# TORQUAY BIN HOUSING DOUBLE

Bins » Bin Housings



large signage recycling - paperbark



large signage organics - dune



large signage organics - mangrove

# TORQUAY BIN HOUSING DOUBLE

Bins » Bin Housings

The Torquay Bin Housing Double offers dual functionality for waste and recycling. Choose your lid from capsule, shroud, or hood and select from a variety of powder-coat colours options.

## Description

**Torquay Bin Housing Double** is a key piece from the Torquay Collection. Providing a versatile and configurable waste management solution designed to meet the needs of various commercial spaces. Whether you're outfitting a shopping centre, school, university, or park, the Torquay Bin Housing Double provides the perfect blend of functionality, durability, and style. Also available in Single and Triple.

Personalise your experience by choosing between a capsule, a shroud or a hood for waste disposal. Choose from 29 different powder-coat colours, allowing you to match the bin to your interior design perfectly. Whether you prefer a subtle, neutral tone or a vibrant pop of colour, there's a finish to suit your style.

Torquay Bin Housing Double in select finishes is part of b+g's **Essential Collection** delivering favourable pricing and leadtimes.

Select from Core powder coat colours to qualify.

## How to Specify

1. Lid type: Capsule, Shroud or Hood
2. Powder-coat colour - (body +lid)
3. Signage - Small or Large
4. Panels - Solid or Perforated (front + back)
5. Add a limiter when using Hood design
6. Add a planter

Hood option also available in 240 L

## Sustainability

### Recycled Materials

We locally source our steel. It means we know it uses recycled content and is 100% recyclable.

### Low Pollutants

Our powder-coating process doesn't emit Volatile Organic Compounds (VOCs) and has Environmental Product Declarations (EPDs).

## Finishes

### Not Standard. Augment only

Front + Back Panels

Solid and Perf MS Panel

Side Panels

Solid and Perf MS Panel

# TORQUAY BIN HOUSING DOUBLE

Bins » Bin Housings

---

## Material

### Options:

#### Lid

Stainless steel, powder-coated. Capsule, Shroud or Hood. Optional limiter available.

#### Body

Galvanised steel, powder-coated, solid or perforation (front + back)

#### Powder-Coat Colours

Refer Colour + Finishes

---

## Powder Coat

- **Core\_(Essentials Collection Finish)**
  - **Solid**
  - **Textured**
  - **Signature**
  - **Bold**
- 

## Dimensions

Double Capsule  
120L  
1220mm W x 668D x 956mm H

Double with Shroud  
120L  
1220mm W x 668D x 1097mm H

Double with Hood  
120L  
1220mmW x 668D x 1200mm H

Double with Hood  
240L  
1500mm W x 830D x 1372mm H

---

## Capacity

120 L

240 L offered for the Hood option

---

## Frame

Base - galvanised steel, powder coated

Capsule, shroud and hood - stainless steel

---

# TORQUAY BIN HOUSING DOUBLE

Bins » Bin Housings

---

Weight 120L: 120kg  
240L: 180kg

---

## Signage

### **Small or Large Bib signage in sheet metal with Powder-coating.**

Adding signage to a commercial bin offers several benefits that enhance both functionality and user experience. Signage clearly communicates the purpose of each bin, such as general waste, recycling, or organics, helping users quickly identify the correct bin for their waste as can be used to educate users about what materials are recycled or compostable, fostering a culture of sustainability.

Botton + Gardner designed options to better serve aesthetics and improve waste segregation with a stainless steel powder-coated screen enhancing the icons and defined lines available in small and large sizes.

Please see below our recommendations for this collection:

#### Bold Powder-Coat Colours

General Waste: Lobster  
Recycling: Moonlight  
Organics: Leaf

#### Signature Powder-Coat Colours:

General Waste: Territory Red  
Recycling: Paperbarck  
Organics: Mangrove

---

Made In Australia

---

Lead Time Essentials Collection Finishes 3-4 weeks  
All Other Finishes 4-6 weeks

---

Assembly & Delivery Shipped fully assembled.

---

Fixing Detail All Torquay Bins require floor fixing except the Litter Bin which can be free-standing. Floor fixed by others (anchors not included).

---

# TORQUAY BIN HOUSING DOUBLE

Bins » Bin Housings

---

## Care Instructions

### Powder-Coat

Carefully remove any loose surface deposits with a wet sponge or soft bristled brush.

Use a soft (non-abrasive) cloth or brush and a diluted solution of mild detergent and warm water.

Ensure surfaces are thoroughly rinsed with clean fresh water after cleaning to remove all residues.

Never use thinners, abrasive cleaning agents, alcohol-based, acid or alkali cleaning agents.

---

## Warranty

5-year warranty. Visit [baresque.com.au/warranty](https://baresque.com.au/warranty) for complete details.

---

## Customisable

The Botton + Gardiner range is customisable to your project. Please get in touch with your local contact or call 1300 762 701 for details.


---

# TORQUAY BIN HOUSING DOUBLE


Bins » Bin Housings

## Colour & Finish Options

### B+G Powder Coat - Core AU




Black - Satin



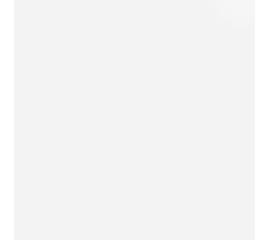
Charcoal - Satin



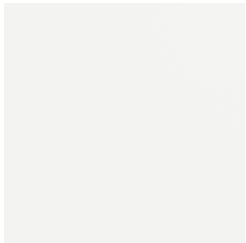
Matt Black - Matt




Palladium Silver - Satin



Pearl White - Gloss




White - Satin




Monument Texture


### B+G Powder Coat - Textured AU




Asteroid




Bass




Core Ten




Textura Black



Textura Dune



Textura Primrose



Textura White

### B+G Powder Coat - Solid AU


# TORQUAY BIN HOUSING DOUBLE

Bins » Bin Housings


---




Coffee - Satin



Cove - Satin



Medium Bronze  
Kinetic - Flat




Monument - Matt


## B+G Powder Coat - Signature AU




Claypot - Satin




Deep Ocean - Satin



Mangrove - Satin



Paperbark - Satin



Territory Red - Matt



Wedgewood - Satin

## B+G Powder Coat - Bold AU



Bondi Blue - Gloss



Leaf - Satin



Lobster - Satin



Moonlight - Satin



Sensation - Gloss