

BELLERIVE BIN HOUSING SINGLE

Bins » Bin Housings



Designed By: **Botton + Gardiner**

Applications: **Outdoor**

BELLERIVE BIN HOUSING SINGLE

Bins » Bin Housings



Bellerive Bin Housing Single - General Waste

BELLERIVE BIN HOUSING SINGLE

Bins » Bin Housings



Bellerive Bin Housing Single - Recycling with Limiter



BELLERIVE BIN HOUSING SINGLE

Bins » Bin Housings

Detailed single bin housings with a hood for outdoor use. Panels on all 4 sides feature hardwood battens.

Description

Bellerive Bin Housing Single is a standout, offering a durable, stylish, and practical waste management solution for streetscapes, parks, campuses, and commercial spaces. With its sleek exposed steel frame, external hinges, and compression lock for easy access, it combines smart functionality with strong visual appeal. Also available in Double capacity.

Customise your look with hardwood batten colours wrapping all four sides, paired with a stainless steel frame and an aluminium hood finished in your choice of powder-coat colours. Whether you prefer a natural, organic aesthetic or a bold, vibrant statement, Bellerive lets you tailor your waste solution to suit your space perfectly.

How to Specify

Select your size - single or double
Select your capacity - 120 or 240L
Select your hardwood batten colour for the panels on all 4 sides
Select your hood powder-coat colour
Select any optional extras - recycling limiter

Sustainability

Certified Hardwood
All hardwood is sourced from sustainable forests certified by the Program for the Endorsement of Forest Certification (PEFC), the world’s largest forestry certification system.

Recycled Materials
We locally source our steel and aluminium. It means we know it uses recycled content and is 100% recyclable.

Low Pollutants
Our powder-coating process doesn’t emit Volatile Organic Compounds (VOCs) and has Environmental Product Declarations (EPDs).

Material

Options:

Frame

Stainless steel satin polished

Body

Hardwood Battens with UV resistant stain

Also available with limiter

BELLERIVE BIN HOUSING SINGLE

Bins » Bin Housings

Powder Coat	<ul style="list-style-type: none">• Core• Solid• Textured• Signature• Bold
-------------	--

Dimensions	120L Single 1 x 120L wheelie bin 604mmW x 640mmD x 1200mm high 240L Single 1 x 240L wheelie bin 740mmW x 820mmD x 1367mm high
------------	--

Capacity	120L and 240L Wheelie bin not included - available on request.
----------	---

Batten Type	Hardwood
-------------	----------

BELLERIVE BIN HOUSING SINGLE

Bins » Bin Housings

Signage	<p>Vinyl on Alu-Panel. Standard vinyl decal signage for the door and back panel of all sizes.</p> <p>120L</p> <p>Banner Small</p> <p>Plaque</p> <p>Badge</p> <p>240L</p> <p>Banner Small</p> <p>Plaque</p> <p>Badge</p> <p>Customise your vinyl signage to represent your brand colours or waste management system.</p>
Made In	Australia
Lead Time	4-6 weeks
Assembly & Delivery	Shipped fully assembled.
Fixing Detail	Surface fixed by others. Anchors not included.

BELLERIVE BIN HOUSING SINGLE

Bins » Bin Housings


Care Instructions	<p><u>Hardwood</u></p> <p>Cleaning</p> <p>Remove any loose surface deposits with a soft bristled brush and wipe down with fresh water and a non-abrasive cloth.</p> <p>Oiling</p> <p>Oiling of timber will postpone natural greying, repel moisture, improve mould resistance, help maintain a smooth surface texture and enhance the grain and colour.</p> <p>To maintain, lightly sand rough areas of timber and brush on one coat of timber decking oil every 6 months or as required.</p> <p><u>Powder-Coat</u></p> <p>Cleaning</p> <p>Carefully remove any loose surface deposits with a wet sponge or soft bristled brush.</p> <p>Use a soft (non-abrasive) cloth or brush and a diluted solution of mild detergent and warm water.</p> <p>Ensure surfaces are thoroughly rinsed with clean fresh water after cleaning to remove all residues.</p> <p>Never use thinners, abrasive cleaning agents, alcohol-based, acid or alkali cleaning agents.</p>
Warranty	5-year warranty. View the warranty for more details.
Customisable	<p>Bellerive is locally made and customisable to your requirements.</p> <p>Opt to add the attention grabbing bold yellow and red powder-coats to your hoods.</p> <p>Opt to add the recycling limiter hood to limit waste entering the recycling channel for more efficient collection.</p>
Additional Comments	<p>Easily understood and visible vinyl signage on the door and back bin panels for efficient waste sorting at point of collection.</p> <p>Compression lock tightens with a turn of the key and prevents rattling noise for peaceful streets.</p> <p>Heavy duty butt hinges will keep your doors level and issue free throughout the life of the bin.</p> <p>Also available in double size.</p>

BELLERIVE BIN HOUSING SINGLE

Bins » Bin Housings


Colour & Finish Options

B+G Mixed Reds AU



Mixed Reds

B+G Spotted Gum AU



Spotted Gum


B+G Powder Coat - Core AU




Black - Satin




Charcoal - Satin




Matt Black - Matt




Palladium Silver -
Satin



Pearl White - Gloss



White - Satin



Monument Texture

B+G Powder Coat - Bold AU

BELLERIVE BIN HOUSING SINGLE

Bins » Bin Housings



Bondi Blue - Gloss



Leaf - Satin



Lobster - Satin



Moonlight - Satin




Sensation - Gloss


B+G Powder Coat - Signature AU




Claypot - Satin



Deep Ocean - Satin



Mangrove - Satin



Paperbark - Satin



Territory Red - Matt



Wedgewood - Satin


B+G Powder Coat - Solid AU




Coffee - Satin



Cove - Satin




Medium Bronze
Kinetic - Flat




Monument - Matt


B+G Powder Coat - Textured AU




Asteroid




Bass



Core Ten



Textura Black




Textura Dune

BELLERIVE BIN HOUSING SINGLE

Bins » Bin Housings



Textura Primrose



Textura White