

LEURA BIN HOUSING DOUBLE

Bins » Bin Housings



Designed By: **Botton + Gardiner**

Applications: **Outdoor**

LEURA BIN HOUSING DOUBLE

Bins » Bin Housings



Leura Double Bin Housing - detail



Leura Double Bin Housing - Detail (2)



Leura Double Bin Housing - Detail (3)



Stainless Steel Polished

LEURA BIN HOUSING DOUBLE

Bins » Bin Housings

Detailed double, bin housings with a hood for outdoor use. Panels featuring a perforation pattern design in a powder-coat finishes.

| | |
|----------------|---|
| Description | <p>Leura Bin Housing Double offers durable, stylish, and practical waste management solution for streetscapes, parks, campuses, and commercial spaces. With its exposed steel frame, open sides, external hinges, and compression lock for easy access, it combines smart functionality with strong 360° visual appeal. Also available in Single capacity.</p> <p>Customise your look with modern perforation patterns, a choice of a stainless steel or powder-coated steel frame, and an aluminium hood finished in your choice of powder-coat colours. Whether you're aiming for a contemporary urban feature or a streamlined, sophisticated addition to your space, Leura delivers flexibility, style, and performance.</p> |
| How to Specify | <p>Select your capacity - 120 or 240L Select your feature panel design Select your feature panel powder-coat colour Select your hood powder-coat colour Select your frame finish and powder-coat colour</p> |
| Sustainability | <p>Recycled Materials We locally source our steel and aluminium. It means we know it uses recycled content and is 100% recyclable.</p> <p>Low Pollutants Our powder-coating process doesn't emit Volatile Organic Compounds (VOCs) and has Environmental Product Declarations (EPDs).</p> |
| Material | <p>Options:</p> <p>Lid</p> <p>Aluminium, powder-coated</p> <p>Frame</p> <p>Stainless steel, satin polished or powder-coated</p> <p>Body Galvanised steel, . powder-coated wih perforation pattern.</p> <p>Perforation patterns</p> <p>Speckle, Rain, Windows or Plain.</p> <p>Powder-Coat Colours</p> <p>Refer Colour + Finishes</p> |

LEURA BIN HOUSING DOUBLE

Bins » Bin Housings

| | |
|-------------|--|
| Powder Coat | <ul style="list-style-type: none">• Core• Solid• Textured• Signature• Bold |
| Dimensions | <div>120L Double 1176mmW x 640mmD x 1200mmH</div> <div>240L Double 1450mmW x 820mmD x 1370mmH</div> |
| Capacity | <div>Double 2 x 120L wheelie bins</div> <div>Double 2 x 240L wheelie bins Wheelie bin not included - available on request.</div> |
| Batten Type | Galvanised steel |

LEURA BIN HOUSING DOUBLE

Bins » Bin Housings

| | |
|---------------------|---|
| Signage | <p>Vinyl on Alu-Panel. Supplied with standard vinyl decal signage for the door panel for double capacity.</p> <p>120L</p> <p>Banner Small</p> <p>Plaque - HL 1</p> <p>Badge</p> <p>240L</p> <p>Banner Large</p> <p>Plaque</p> <p>Badge [excluding DS. Fixing hole do not align]</p> <p>Optional signage can be added to back panel and on single units on request.</p> |
| Made In | Australia |
| Lead Time | 4-6 weeks |
| Assembly & Delivery | Shipped fully assembled. |
| Fixing Detail | Surface fixed by others. Anchors not included. |

LEURA BIN HOUSING DOUBLE

Bins » Bin Housings

Care Instructions

Powder-Coat

Carefully remove any loose surface deposits with a wet sponge or soft bristled brush.

Use a soft (non-abrasive) cloth or brush and a diluted solution of mild detergent and warm water.

Ensure surfaces are thoroughly rinsed with clean fresh water after cleaning to remove all residues.

Never use thinners, abrasive cleaning agents, alcohol-based, acid or alkali cleaning agents.

Stainless Steel

Wash the surface regularly using warm water containing soap or mild detergents and rinse the surface with fresh water after cleaning.

When polishing the surface with a soft dry cloth to ensure all moisture is removed, follow the direction of the grain finish.

Use a brush or soft damp cloth to remove loose deposits. Use a cream cleanser and soft cloth for difficult deposits.

Use “Star Brite Rust Stain Remover” to remove tea staining and “Star Brite Chrome & Stainless Steel Polish” to protect the surface after cleaning.

Never use cleaners containing harsh abrasives or high bleach contents. Prolonged contact with chlorine-based cleaners will cause surface pitting, which cannot be repaired.

Never use abrasive materials such as scouring pads, steel wool or metallic scrapers.

For stubborn stains or where “deep cleaning” is required, a mild abrasive cleaner or rust remover may be required.

Warranty

5-year warranty. View the [warranty](#) for more details.

Customisable








Leura is locally made and customisable to your requirements.

LEURA BIN HOUSING DOUBLE

Bins » Bin Housings

Colour & Finish Options

B+G Powder Coat - Core AU

| | | | | |
|---|---|---|--|---|
|  |  |  |  |  |
| Black - Satin | Charcoal - Satin | Matt Black - Matt | Palladium Silver - Satin | Pearl White - Gloss |
|  |  | | | |
| White - Satin | Monument Texture | | | |

B+G Powder Coat - Bold AU

| | | | | |
|---|---|---|--|---|
|  |  |  |  |  |
| Bondi Blue - Gloss | Leaf - Satin | Lobster - Satin | Moonlight - Satin | Sensation - Gloss |

B+G Powder Coat - Signature AU

| | | | | |
|---|---|---|--|---|
|  |  |  |  |  |
| Claypot - Satin | Deep Ocean - Satin | Mangrove - Satin | Paperbark - Satin | Territory Red - Matt |

LEURA BIN HOUSING DOUBLE

Bins » Bin Housings



Wedge wood - Satin


B+G Powder Coat - Solid AU




Coffee - Satin



Cove - Satin




Medium Bronze
Kinetic - Flat




Monument - Matt


B+G Powder Coat - Textured AU




Asteroid




Bass




Core Ten




Textura Black



Textura Dune



Textura Primrose



Textura White