

AVOCA BIN LITTER BIN TRIPLE

Bins » Litter Bins




Designed By: **Botton + Gardiner**

Applications: **Indoor, Outdoor Undercover**

AVOCA BIN LITTER BIN TRIPLE

Bins » Litter Bins



Avoca Litter Bin Triple - Burwood Brickworks



Avoca Litter Bin Triple - Augmented



Avoca Litter Bin Triple - Burwood Brickworks 2



Avoca Litter Bin Triple Detail

AVOCA BIN LITTER BIN TRIPLE

Bins » Litter Bins



Avoca Litter Bin Double + Triple Detail



AVOCA BIN LITTER BIN TRIPLE

Bins » Litter Bins

Modern triple litter bin for indoors and out. Cladding in hardwood batten. Stainless-steel lid and plinth.

Description	<p>Avoca Litter Bin Triple maximises waste separation within a single compact footprint, housing three internal waste channels beneath its smooth, curved profile. The design is <i>also available in Single or Double configurations</i> to suit a variety of site requirements and capacity needs.</p> <p>The reuleaux triangle form makes it a natural fit in public spaces, while clear signage supports intuitive use and efficient waste management. Clad in your choice of hardwood batten and profiles, and finished with a satin-polished stainless-steel lid and plinth.</p>
How to Specify	<p>Select your capacity</p> <p>Select your signage type</p> <p>Select your slat finish</p> <p>Select your fixing type</p>
Sustainability	<p>Certified Hardwood All hardwood is sourced from sustainable forests certified by the Program for the Endorsement of Forest Certification (PEFC), the world's largest forestry certification system.</p> <p>Recycled Materials We locally source our steel. It means we know it uses recycled content and is 100% recyclable.</p> <p>Low Pollutants Our powder-coating process doesn't emit Volatile Organic Compounds (VOCs) and has Environmental Product Declarations (EPDs).</p>
Finishes	<p>Lid 3mm stainless steel, satin polished</p> <p>Body Exterior: Hardwood battens</p> <p>Interior: Lacquered hardwood in a rectangular, bump or flute-shaped batten.</p> <p>Plinth Stainless steel, satin polished</p>

AVOCA BIN LITTER BIN TRIPLE

Bins » Litter Bins

Material	<p>Options:</p> <p>Lid</p> <p>Flat, Loose in Stainless steel satin polished</p> <p>Body</p> <p>Hardwood Battens with UV resistant stain. Liner: (Exterior) Galvanised steel (Interior) Polyethylene</p> <p>Plinth</p> <p>Stainless steel, satin polished</p> <p>Powder-Coat Colours</p> <p>Refer Colour + Finishes</p>
Dimensions	<p>581mmW x 567mmD x 820mm H</p> <p>General Waste: 200mm dia chute</p> <p>Recycling: 150mm dia chute</p> <p>Paper: 200mm slot</p>
Capacity	<p>Triple</p> <p>3 x 40L galvanised steel liners</p>
Batten Type	<p>Hardwood</p>
Frame	<p>Powdercoated, pre-galvanised steel</p>
Signage	<p>Flat Chute. Vinyl decals, standard or custom designs available.</p> <p>Vinyl signage on the double + triple bins is easily recognisable by customers at point of disposal.</p> <p>Vinyl decals can be removed and replaced in future for changes to waste streams.</p>
Made In	<p>Australia</p>
Lead Time	<p>6-8 weeks</p>
Assembly & Delivery	<p>Shipped fully assembled.</p>

AVOCA BIN LITTER BIN TRIPLE

Bins » Litter Bins

Fixing Detail	Freestanding or surface fixed by others. Anchors not included.
---------------	---

Care Instructions	<p><u>Hardwood</u></p> <p>Cleaning Remove any loose surface deposits with a soft bristled brush and wipe down with fresh water and a non-abrasive cloth.</p> <p>Oiling Oiling of timber will postpone natural greying, repel moisture, improve mould resistance, help maintain a smooth surface texture and enhance the grain and colour.</p> <p>To maintain, lightly sand rough areas of timber and brush on one coat of timber decking oil every 6 months or as required.</p> <p><u>Stainless Steel</u> Wash the surface regularly using warm water containing soap or mild detergents and rinse the surface with fresh water after cleaning.</p> <p>When polishing the surface with a soft dry cloth to ensure all moisture is removed, follow the direction of the grain finish.</p> <p>Use a brush or soft damp cloth to remove loose deposits. Use a cream cleanser and soft cloth for difficult deposits.</p> <p>Use “Star Brite Rust Stain Remover” to remove tea staining and “Star Brite Chrome & Stainless Steel Polish” to protect the surface after cleaning.</p> <p>Never use cleaners containing harsh abrasives or high bleach contents. Prolonged contact with chlorine-based cleaners will cause surface pitting, which cannot be repaired.</p> <p>Never use abrasive materials such as scouring pads, steel wool or metallic scrapers.</p> <p>For stubborn stains or where “deep cleaning” is required, a mild abrasive cleaner or rust remover may be required.</p>
-------------------	---

Warranty	5-year warranty. View the warranty for more details.
----------	--


Additional Comments	Manage recycling by splitting your waste streams. Chutes act as limiters to signal recycling and save labour in sorting.
---------------------	---

AVOCA BIN LITTER BIN TRIPLE

Bins » Litter Bins


Colour & Finish Options

B+G Mixed Reds AU



Mixed Reds

B+G Spotted Gum AU



Spotted Gum