

# COTTESLOE LITTER BIN DOUBLE

Bins » Litter Bins



Designed By: **Botton + Gardiner**

Applications: **Indoor**

# COTTESLOE LITTER BIN DOUBLE

Bins » Litter Bins

---



Cottesloe Double Litter Bin Detail

# COTTESLOE LITTER BIN DOUBLE

Bins » Litter Bins

Modern, round, double litter bins for indoor multi-stream recycling. Choose from an array of stunning Corian® solid surface colours.

**Description**

**Cottesloe Litter Bin Double** is an elegant and functional solution for managing dual waste or recycling streams in high-end indoor environments. Its seamless Corian® body offers a smooth, germ-resistant finish, available in a wide selection of organic colours to suit any interior.

*Also available in Single and Triple configurations, the Cottesloe range adapts effortlessly to your recycling needs while maintaining a cohesive design language. The Double features a folding central hinge, allowing staff to empty both channels safely and efficiently. Complete the look with stainless steel or powder-coated lids options for a polished, contemporary finish.*

**How to Specify**

Select your body finish colour

Select your lid finish - stainless steel or powdercoated

Select your signage type - vinyl or engraved enamel

Select your fixing type - loose or surface fixed

**Sustainability**

**Certified Materials**  
We use non-porous solid surfaces that carry internationally recognised Environmental Product Declarations (EPDs).

**Recycled Materials**  
We locally source our steel. It means we know it uses recycled content and is 100% recyclable.

**Low Pollutants**  
Our powder-coating process doesn't emit Volatile Organic Compounds (VOCs) and has Environmental Product Declarations (EPDs).

**Finishes**

**Body**  
Thermoformed Corian®

**Colours**  
Select from the [Corian® colour range](#)

# COTTESLOE LITTER BIN DOUBLE

Bins » Litter Bins

Material	<p><b>Options:</b></p> <p><b>Lid</b></p> <p>Flat, Loose in Stainless steel satin polished</p> <p><b>Body</b></p> <p>Thermoformed Corian® Liner: Polyethylene</p> <p><b>Plinth</b></p> <p>Stainless steel, satin polished</p> <p><b>Powder-Coat Colours</b></p> <p>Refer Colour + Finishes</p>
Powder Coat	<ul style="list-style-type: none"><li>• <b>Core</b></li><li>• <b>Solid</b></li><li>• <b>Textured</b></li><li>• <b>Signature</b></li><li>• <b>Bold</b></li></ul>
Dimensions	<p><b>Double</b></p> <p>1030mmW x 504mmD x 821mm high</p> <p><b>Double</b></p> <p>200mm DIA general waste chute</p> <p>150mm DIA recycling chute</p>
Capacity	<p>Double</p> <p>2 x 90L polyethylene liner</p>
Frame	<p>Thermoformed Corian® body with stainless steel, satin polished lid and plinth. Stainless steel lids are also available in a powder-coat finish to match or contrast with the body colour.</p>

# COTTESLOE LITTER BIN DOUBLE

Bins » Litter Bins

Signage	<p><b>Flat Chute.</b> Vinyl decals, standard or custom designs available.</p> <p>Vinyl signage on the double + triple bins is easily recognisable by customers at point of disposal.</p> <p>Vinyl decals can be removed and replaced in future for changes to waste streams.</p>
Made In	Australia
Lead Time	6-8 weeks
Assembly & Delivery	Shipped fully assembled.
Fixing Detail	Freestanding or surface fixed by others. Anchors not included.

# COTTESLOE LITTER BIN DOUBLE

Bins » Litter Bins

## Care Instructions

### Solid Surfaces | Corian®

Generally, when caring for Corian always start with a simple clean eg. using a damp sponge or cloth. Avoid using abrasive scouring pads for routine cleaning. Rinse clean.

For a deep clean of stubborn stains, a more thorough clean and refresh using a mild abrasive cleanser is recommended like Gumption, JIF Cream Cleanser or Ajax cream or powder cleanser. Firmly wipe with a damp cloth using a wide circular motion. Always finish by rinsing and wiping your surface with a damp cloth or sponge.

### Stainless Steel

Wash the surface regularly using warm water containing soap or mild detergents and rinse the surface with fresh water after cleaning.

When polishing the surface with a soft dry cloth to ensure all moisture is removed, follow the direction of the grain finish.

Use a brush or soft damp cloth to remove loose deposits. Use a cream cleanser and soft cloth for difficult deposits.

Use “Star Brite Rust Stain Remover” to remove tea staining and “Star Brite Chrome & Stainless Steel Polish” to protect the surface after cleaning.

Never use cleaners containing harsh abrasives or high bleach contents. Prolonged contact with chlorine-based cleaners will cause surface pitting, which cannot be repaired.

Never use abrasive materials such as scouring pads, steel wool or metallic scrapers.

For stubborn stains or where “deep cleaning” is required, a mild abrasive cleaner or rust remover may be required.

## Warranty

5-year warranty. View the [warranty](#) for more details.

## Customisable

Custom specify your [Corian® colour](#) to co-ordinate with your interior palette. Corian® colours are categorised A to E with A being the basic Glacier White colour, and E category being the most expensive organic colours.

Please be aware that the Cottesloe bin body has seamless joins when specifying organic Corian® colours with a grain. The grain will not pattern match across the joins.

## Additional Comments








The double size has a centrally hinged lid.

# COTTESLOE LITTER BIN DOUBLE

Bins » Litter Bins

## Colour & Finish Options

### B+G Powder Coat - Core AU

				
Black - Satin	Charcoal - Satin	Matt Black - Matt	Palladium Silver - Satin	Pearl White - Gloss
				
White - Satin	Monument Texture			

### B+G Powder Coat - Bold AU


				
Bondi Blue - Gloss	Leaf - Satin	Lobster - Satin	Moonlight - Satin	Sensation - Gloss

### B+G Powder Coat - Signature AU

				
Claypot - Satin	Deep Ocean - Satin	Mangrove - Satin	Paperbark - Satin	Territory Red - Matt

# COTTESLOE LITTER BIN DOUBLE

Bins » Litter Bins



Wedge wood - Satin


## B+G Powder Coat - Solid AU



Coffee - Satin



Cove - Satin




Medium Bronze  
Kinetic - Flat




Monument - Matt


## B+G Powder Coat - Textured AU




Asteroid




Bass




Core Ten




Textura Black



Textura Dune



Textura Primrose



Textura White