

# MANLY LITTER BIN SINGLE

Bins » Litter Bins



Designed By: **Botton + Gardiner**

Applications: **Indoor, Outdoor Undercover**

# MANLY LITTER BIN SINGLE

Bins » Litter Bins

---



Manly Litter Bin Single Laminate Detail

# MANLY LITTER BIN SINGLE

Bins » Litter Bins

Cylindrical single litter bins for indoors or out undercover. 360° panel design in laminate, stainless steel or powder-coat finishes.

Description	<p><b>Manly Litter Bin Single</b> features a contemporary cylindrical form that brings a clean, minimalist aesthetic to modern public spaces. Its smooth, simple lines complement curved architecture and interiors, making it ideal for indoor or undercover outdoor use.</p> <p><i>Also available in Double configuration</i>, Manly offers flexibility for varying waste needs while maintaining a consistent visual language. Choose from durable laminate, stainless steel, or powder-coat finishes to create a look that blends in—or stands out. Built to endure, Manly is a timeless, versatile addition to any public environment.</p>
How to Specify	<p>Select your body finish - laminate</p> <p>Select your lid chutes (for the double) - up/down or down/down</p> <p>Select your signage - vinyl or engraved enamel</p> <p>Select your fixing type - freestanding or surface fixed</p>
Sustainability	<p><b>Certified Materials</b> We use laminates that carry internationally recognised Environmental Product Declarations (EPDs).</p> <p><b>Recycled Materials</b> We locally source our steel and aluminium. It means we know it uses recycled content and is 100% recyclable.</p> <p><b>Low Pollutants</b> Our powder-coating process doesn't emit Volatile Organic Compounds (VOCs) and has Environmental Product Declarations (EPDs).</p>
Finishes	<p><b>Lid</b> Stainless steel, satin polished</p> <p><b>Body</b> Laminate - choose from our preselected Laminex® colours or custom specify your own</p>

# MANLY LITTER BIN SINGLE

Bins » Litter Bins

Material	<p><b>Options:</b></p> <p><b>Lid</b></p> <p>Concave/convex, loose in Stainless steel satin polished</p> <p><b>Body</b></p> <p>Stainless steel or Aluminium with laminate or powder-coated. Liner: Polyethylene</p> <p><b>Plinth</b></p> <p>Stainless steel, satin polished</p>
Dimensions	<p><b>Single</b></p> <p>500mm DIA x 790mmH</p> <p>Convex chute 200mm DIA</p>
Capacity	<p>Single</p> <p>1 x 90L polyethylene liner</p>
Frame	<p><b>Single Bin</b></p> <p>Aluminium with laminate</p>
Signage	<p><b>Taper Chute.</b> Vinyl decals, standard or custom designs available.</p> <p>Vinyl signage on the double + triple bins is easily recognisable by customers at point of disposal.</p> <p>Vinyl decals can be removed and replaced in future for changes to waste streams.</p>
Made In	<p>Australia</p>
Lead Time	<p>4-6 weeks</p>
Assembly & Delivery	<p>Shipped fully assembled.</p>
Fixing Detail	<p>Freestanding or surface fixed by others. Anchors not included.</p>

# MANLY LITTER BIN SINGLE

Bins » Litter Bins

---

## Care Instructions

### Laminates | Laminex®

A damp cloth will remove spills and greasy spots. Rub with a clean dry cloth to bring back brightness. Occasionally clean with mild dishwashing detergent. To remove heavy build-up of dirt use cleaners such as Mr Muscle, Windex or Ajax Spray n Wipe spray cleaners.

Do not use strongly acidic, alkaline cleaners or bleach for normal cleaning as these might etch the surface

### Powder-Coat

Carefully remove any loose surface deposits with a wet sponge or soft bristled brush.

Use a soft (non-abrasive) cloth or brush and a diluted solution of mild detergent and warm water.

Ensure surfaces are thoroughly rinsed with clean fresh water after cleaning to remove all residues.

Never use thinners, abrasive cleaning agents, alcohol-based, acid or alkali cleaning agents.

### Stainless Steel

Wash the surface regularly using warm water containing soap or mild detergents and rinse the surface with fresh water after cleaning.

When polishing the surface with a soft dry cloth to ensure all moisture is removed, follow the direction of the grain finish.

Use a brush or soft damp cloth to remove loose deposits. Use a cream cleanser and soft cloth for difficult deposits.

Use "Star Brite Rust Stain Remover" to remove tea staining and "Star Brite Chrome & Stainless Steel Polish" to protect the surface after cleaning.

Never use cleaners containing harsh abrasives or high bleach contents. Prolonged contact with chlorine-based cleaners will cause surface pitting, which cannot be repaired.

Never use abrasive materials such as scouring pads, steel wool or metallic scrapers.

For stubborn stains or where "deep cleaning" is required, a mild abrasive cleaner or rust remover may be required.

---

## Warranty

5-year warranty. View the [warranty](#) for more details.

---

# MANLY LITTER BIN SINGLE

Bins » Litter Bins

---

## Additional Comments

Lid Combinations  
2 x Concave (down) chutes  
1 x Concave (down) and 1 x Convex (up) chute  
The convex chute acts as a waste limiter on recycling compartments or assists with rain runoff

Additional Info  
Manage recycling by splitting your waste streams. We recommend having one convex 100mm recycling chute as a limiter to signal recycling cue at point of disposal.

Durable spun stainless steel lid for hard use environments with softened edges for safety.

---

# MANLY LITTER BIN SINGLE

Bins » Litter Bins

## Colour & Finish Options


### B+G Powder Coat - Core AU




Black - Satin




Charcoal - Satin




Matt Black - Matt




Palladium Silver - Satin



Pearl White - Gloss



White - Satin



Monument Texture

### B+G Powder Coat - Bold AU




Bondi Blue - Gloss



Leaf - Satin



Lobster - Satin



Moonlight - Satin



Sensation - Gloss


### B+G Powder Coat - Signature AU



Claypot - Satin




Deep Ocean - Satin



Mangrove - Satin




Paperbark - Satin



Territory Red - Matt

# MANLY LITTER BIN SINGLE

Bins » Litter Bins



Wedge wood - Satin


## B+G Powder Coat - Solid AU



Coffee - Satin



Cove - Satin




Medium Bronze  
Kinetic - Flat




Monument - Matt


## B+G Powder Coat - Textured AU




Asteroid




Bass




Core Ten




Textura Black



Textura Dune



Textura Primrose



Textura White