

oblong single backrest SMALL | LOW

The **OBLONG SINGLE BACKREST SMALL | LOW** forms part of the **CONNECT** modular seating collection. Its durable and versatile design makes it suitable for a wide range of indoor or outdoor spaces. The **OBLONG SINGLE BACKREST SMALL | LOW** can be used as a stand-alone seat.



Shown in Hardwood: **BLACKBUTT** | Powder-coat Colour: **MANGROVE**

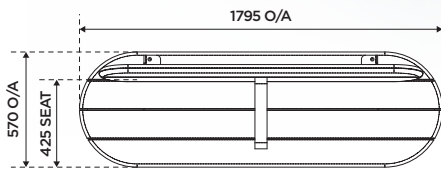

Battens from hardwood with finish as specified

Armrest frame from mild steel or stainless steel with finish as specified

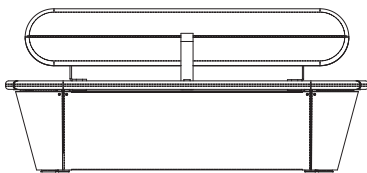
Backrest frame from mild steel or stainless steel with finish as specified

Internal frame from pre-galvanised steel

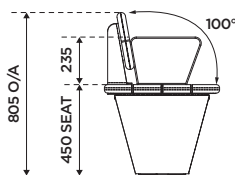
Cladding from 2mm pre-galvanised steel with powder-coat finish as specified



TOP VIEW



FRONT VIEW



SIDE VIEW

design	botton + gardiner
made in	Australia
suitable for	Indoor or outdoor spaces
product code	CONN.OB.SM + CONN.BR.ME + CONN.AR (optional)
dimensions	<ul style="list-style-type: none"> • 1795mm W x 570mm D x 450mm seat H + 805mm backrest H + 235mm armrest H • Hardwood battens: 140mm W x 42mm thickness • Spacing: 5mm gap between battens
materials + finishes	<p>TOP + BACKREST: Hardwood battens with a UV-resistant oil finish Class 1 + Select Grade:</p> <ul style="list-style-type: none"> • Blackbutt • Spotted Gum • Merbau <p>Single backrest + optional armrest frame: mild steel or stainless steel with a powder-coat finish as specified.</p> <p>BASE:</p> <ul style="list-style-type: none"> • Pre-galvanised steel internal frame • Cladding from 2mm pre-galvanised steel with powder-coat finish as specified. • 316 grade stainless steel with a powder-coat finish as specified is available for marine environments.
care + maintenance	Refer to materials + finishes on the next page.
custom options	<ul style="list-style-type: none"> • Powder-coat finishes • Perforation patterns • Integrated lighting and power
warranty	5 years
indicative lead time	<ul style="list-style-type: none"> • 6-8 weeks from order to site delivery. • This is dependent on quantity and finishes selected.
fixing details	<p>The product would be fixed by other parties. Recommendations include:</p> <ul style="list-style-type: none"> • Fix direct to a concrete slab or through pavers and into a concrete slab. • Depending on the location, the seating modules can be placed without them being fixed to a slab.

materials + finishes

SUSTAINABLE HARDWOOD

We select timber species that have a grain structure and density ideally suited to longevity in harsh public environments. In exterior applications, the natural beauty of the timber is further enhanced and protected with three coats of exterior grade oil, pigmented for high UV resistance.

CLASS 1 + SELECT GRADE



care + maintenance quick guide

NATURAL VARIATION

Hardwood is unique from tree to tree. Part of the natural characteristics and individual beauty of hardwood is the colour and grain variation, and natural imperfections, which does not affect its structural performance.

TANNINS + LEACHING

bottom + gardiner recommends placing furniture on a suitable surface after delivery and wetting down (or standing in the rain) prior to final installation, to allow the tannin to release.

CLEANING


- Remove any loose surface deposits with a soft bristled brush.
- Wipe down with fresh water and a non-abrasive cloth.


OILING

- Oiling of timber will postpone natural greying, repel moisture, improve mould resistance, help maintain a smooth surface texture and enhance the grain and colour.
- To maintain, lightly sand rough areas of timber and brush on one coat of Sikkens Cetol HLSe every 6 months or as required.

PERFORATION PATTERNS

Our perforated sheet metal option allows you to introduce a variety of geometric patterns, custom designs, or logos. It also breaks up surfaces vulnerable to vandalism to minimise the need for constant maintenance.

 MEETS AS4685.1 CHILD FINGER ENTRAPMENT GUIDELINES



POWDER-COAT COLOURS

Powder-coating provides a high quality, durable, UV-resistant and attractive finish that is low in VOCs. With a wide range of twenty-six colours and textures to select from, powder-coating provides an easy way to customise your products.

SIGNATURE



CORE




SOLID



TEXTURED



BOLD



care + maintenance quick guide

To keep powder-coat finishes in good condition, wash regularly to reduce build up of salts and pollutants, which can reduce its lifespan. Areas of higher pollution and airborne salts generally require more frequent cleaning.

CLEANING

- Carefully remove any loose surface deposits with a wet sponge or soft bristled brush.
- Use a soft (non-abrasive) cloth or brush and a diluted solution of mild detergent and warm water.
- Ensure surfaces are thoroughly rinsed with clean fresh water after cleaning to remove all residues.
- NEVER use thinners, abrasive cleaning agents, alcohol-based, acid or alkali cleaning agents.

bottom + gardiner

1300 762 701 | bottongardiner.com.au